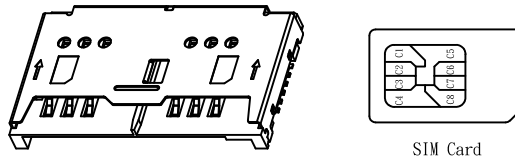
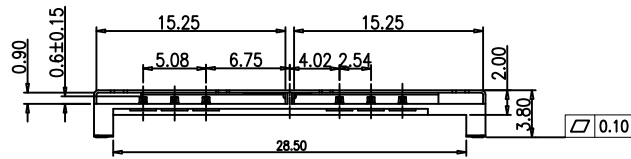
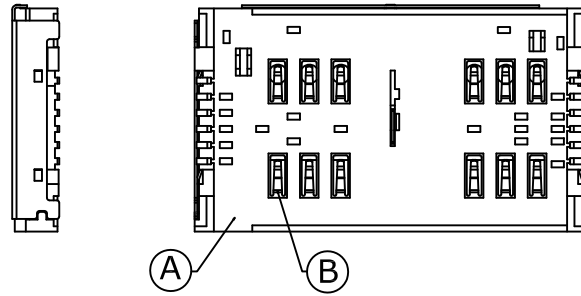
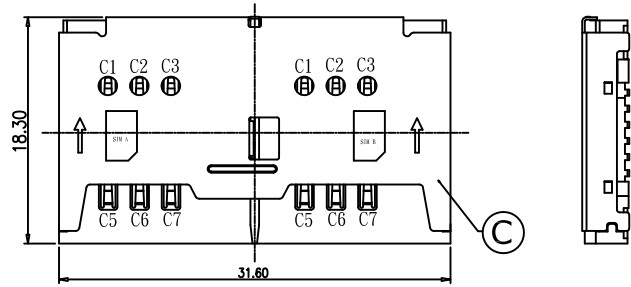
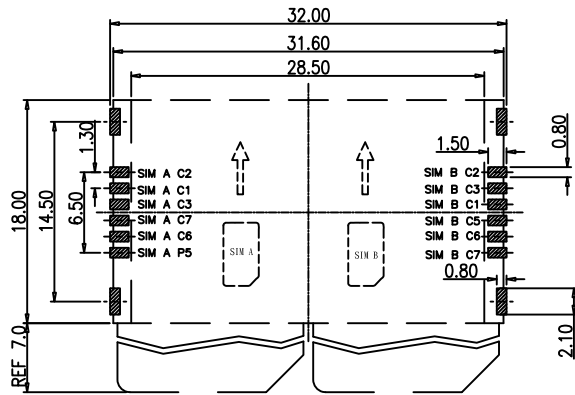


1	2	3	4	5	6	7	8	9	10
SWITCH CIRCUIT			MATERIAL AND FINISH AS BELOW						
WHEN CARD IS EJECTED		WHEN CARD IS INSERTED	A	Housing	LCP UL94V-0 Black	E			
			B	Contact	Phosphor Bronze C5191, 0.15t Contact Area:3u" Gold,Solder Area:Tin Plating	F			
			C	Shell	SUS304 0.2t, Nickel Plating,Solder Area:Gold Flash	G			



SIM Card



REFERENCE PCB LAYOUT

SPECIFICATION:

1. ELECTRICAL

- 1.1 Current Rating: 1.0A
- 1.2 Voltage Rating: 30V AC/DC
- 1.3 Contact Resistance: 50mΩ
- 1.4 Insulation Resistance: 1000MΩ
- 1.5 Dielectric Withstanding Voltage: 500VDC

2. MECHANICAL

- 2.1 Durability: 10000 Cycle

3. ENVIRONMENTAL

- 3.1 Operating temperature range: -40°C~+85°C
- 3.2 Storage temperature range: -40°C~+85°C

4. SOLDER ABILITY

- 4.1 Recommended IR Reflow Temperature: 260°C

VCC	RST	CLK	GND	VPP	I/O						
C1	C2	C3	C5	C6	C7						

PIN ASSIGNMENT

115L-AB380	Dual SIM Card Socket With Stand Off, Contact Area:3u" Gold
------------	--

PRODUCT NO.	DESCRIPTION
-------------	-------------

UNLESS OTHERWISE SPECIFIED TOLERANCE

ANGLES	ANG.	±5°
LINEAR	0.	±0.3
	0.0	±0.25
	0.00	±0.20

SCALE AS SHOWN UNIT: mm

DRAWN Willis 2013/09/24

CHECKED Angel 2013/09/24

APPROVED Ken 2013/09/24



www.attend.com.tw

DRAWN NAME: Dual SIM Card Socket With Stand Off

PRODUCT NO. 115L-AB380

REV.	DESCRIPTION	DATE	REV.	DESCRIPTION	DATE	SIZE	REV.	FILE NAME
1			4			A4	1.0	115L-AB380_B_1

- △ Revise:
- △ Revise:
- △ Revise: