

.100" (2.54mm) Center Header

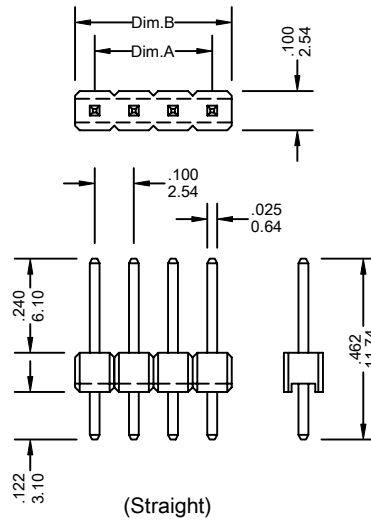
2100 Series

FEATURES:

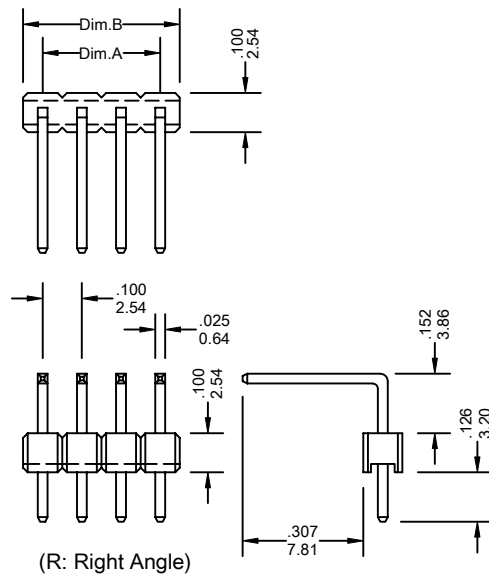
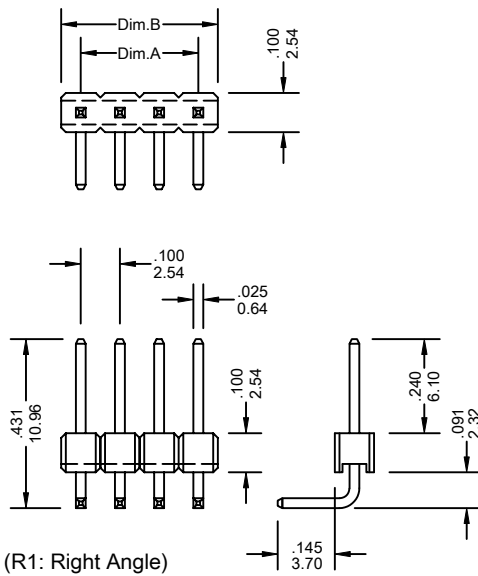
- . 2-40 Circuits
- . .025[0.64mm] Squire wire pins
- . PBT+30% Glass Fiber [UL 94V-0]
- . Straight or Right angle pins
- . P.C.Board and back planes

SPECIFICATIONS:

- . Current rating: 3A AC. DC
- . Voltage rating: 250V AC. Maximum
- . Temperature range: -40°C ~+ 105°C
- . Contact resistance: Initial Value/10mΩ max.
After environmental testing /20mΩ max.
- . Insulation resistance: 5000 MΩ min
- . Withstand voltage: 1500V AC/minute
- . Applicable PC board thickness: .063"[1.6mm]

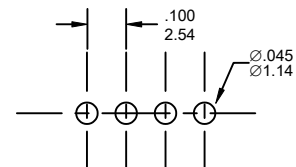


UNIT: INCH
MM



Ordering Information 2100 Series

Series No.	No. of Contacts	Contact Type	Contact Plating	
2100	- 04P	S	G1	- PB
2100 Series	01 ~ 40P	S: Straight R: Right Angle R1: Right Angle	T: Tin G1: Gold Flash G5: 5u" Gold G10: 10u" Gold G15: 15u" Gold G30: 30u" Gold [G: Full Gold]	RoHs
* PIN LENGTH CAN BE CHANGED TO CUSTOM'S SPECIFICATION				



Recommended P.C Board
Hole Layout

Dimensional Information

Circuits	Dim.A± .008 0.20	Dim.B± .008 0.20	Circuits	Dim.A± .008 0.20	Dim.B± .008 0.20	Circuits	Dim.A± .008 0.20	Dim.B± .008 0.20
2	.100 2.54	.200 5.08	3	.200 5.08	.300 7.62	4	.300 7.62	.400 10.16
2100 Series * FOR CIRCUIT SIZES 5 THROUGH 40 ADD .100" OR 2.54MM FOR EACH ADDITIONAL PIN.								