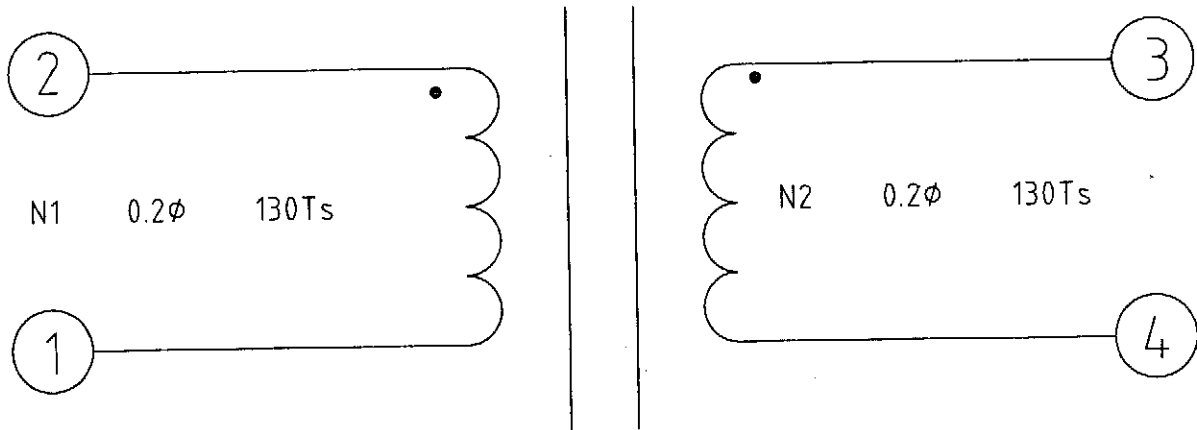
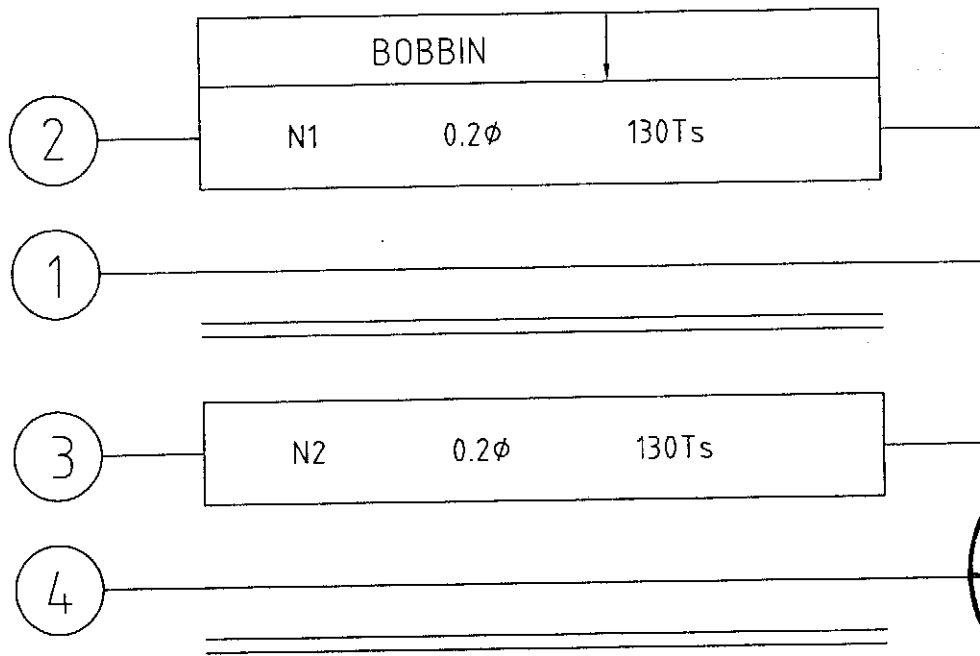


# 1. SCHEMATICS.



# 2. WINDING SEQUENCE.



CUSTOMER: R.C.S.(烏克蘭) APPROVED BY: 秋波

PART NO. UU9.8V-M203 ISSUE: A CHECKED BY:

DATE: 2005.03.14. DRAWN BY:



力英電子股份有限公司  
 LI TONE ELECTRONICS CO., LTD.  
 台北縣三峽鎮介壽路1段311巷29號  
 NO. 29, LANE 311, JIE SOU RD., SEC 1. SANHSIA TOWN TAIPEI HSIEN, TAIWAN R. O. C.  
 TEL: (02)2673-2512~6  
 FAX: 886-2-26710294 886-2-26736329

### 3.MATERIAL LIST.



NO/ITEM	MATERIAL	MAKER
3-1.CORE	UU-9.8 FERRITE CORE. A10.R12	ACME. VAKOS.
3-2.BOBBIN	UU-9.8 H. TYPE W / 4 PINS PHENOLIC / T375J. SW-9.8A.	CHANG CHUN PLASTICS CO.,LTD. UL NO.E59481(S). SWARM BOBBIN INDUSTRIAL CO.,LTD.
3-3.WIRE	2UEW / 130°C.	PACIFIC ELECTRIC WIRE & CABLE CO. UL NO.E84081.
3-4.VARNISH	V1630FS./130°C	P D GEORGE / VIKING . UL NO.E60614
3-5.CLIP	UU-9.8 HIGH CARBON STEEL.	SHEN SHEN INDUSTRIAL CO.,LTD.
3-6.TAPE	POLYESTER TAPE. #1350F-1.	MINNESOTA MINING & MFG.CO.(3M). UL NO.E17385(N).

### 4.ELECTRICAL SPECIFICATION.

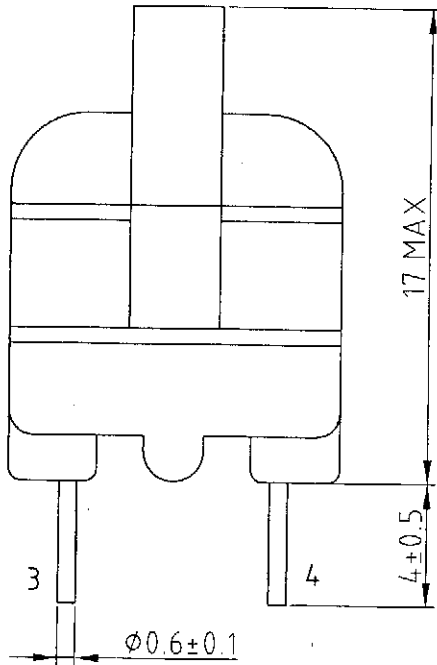
4-1.INDUCTANCE.(P2-P1) 30mH. @1KHZ 0.25V HP-4284.

4-2.D.C.RESISTANCE.(P2-P1) 1.7Ω MAX. @GOM-801G.

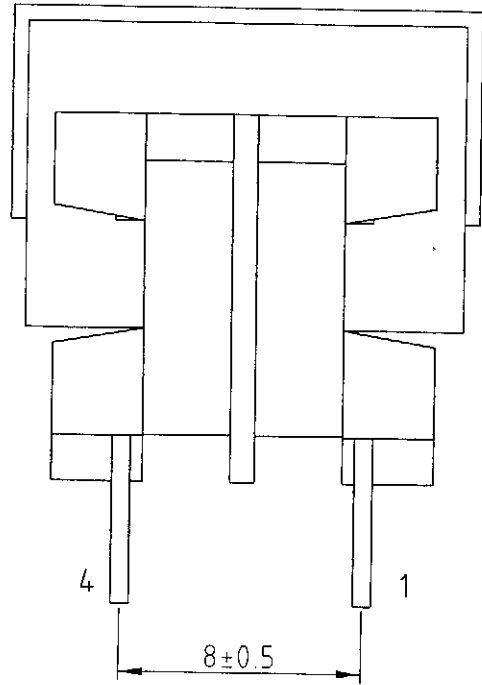


CUSTOMER: R.C.S.(烏克蘭)		APPROVED BY:
PART NO. UU9.8V-M203	ISSUE: A	CHECKED BY:
DATE: 2005.03.03.		DRAWN BY:
 		TEL: (02)2673-2512~6 FAX: 886-2-26710294 886-2-26736329
力英電子股份有限公司 LI TONE ELECTRONICS CO., LTD. 台北縣三峽鎮介壽路1段311巷29號 NO. 29, LANE 311, JIE SOU RD., SEC 1. SANHSIA TOWN TAIPEI HSIEN, TAIWAN R. O. C.		

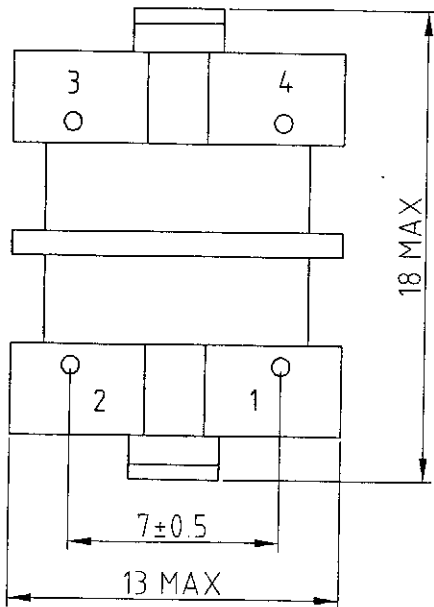
5. CONFIGURATION & DIMENSION.(UNIT:mm)



(FRONT VIEW)



(SIDE VIEW)



(BOTTOM VIEW)

\*PIN 1點白點

\*MARKING: UU9.8V-M203  
LTE YYWW



CUSTOMER: R.C.S.(烏克蘭)

APPROVED BY: 秋波

PART NO. UU9.8V-M203

ISSUE: A

CHECKED BY: 月劉

DATE: 2005.03.03.

DRAWN BY: 靜王



力英電子股份有限公司  
LI TONE ELECTRONICS CO., LTD.  
台北縣三峽鎮介壽路1段311巷29號  
NO. 29, LANE 311, JIE SOU RD., SEC 1. SANHSIA  
TOWN TAIPEI HSIEN, TAIWAN R. O. C.

TEL: (02)2673-2512~6  
FAX: 886-2-26710294  
886-2-26736329

P/N. UU98V-M-03

Ref: UU9801

# TEST DATA

CUSTOMER	RCS	DATE	3 November 2004
ITEM DESCRIPTION	UU9801-20mH0.35A	Q'TY	5 PCS
SPECIFICATION	L1	L2	(DIMENSION)
WIRE SIZE/TURNS	0.21 m/m 120 T	0.21 m/m 120 T	CORE:A10
L(UH) (MH) (H)	<input type="checkbox"/> UH <input type="checkbox"/> MH <input type="checkbox"/> H	<input type="checkbox"/> UH <input type="checkbox"/> MH <input type="checkbox"/> H	
TESTING CONDITION	MHZ 0.25V / 1 KHZ	MHZ KHZ	
INSULATION RESISTANCE	L1~L2 V MΩ	L1~L2 KV	
HI-POT TEST (AC)	PRI. - SEC. sec. KV	L1~L2 KV	
TESTING INSTRUMENT	<input type="checkbox"/> HP-4284A <input type="checkbox"/> Q-METER	<input type="checkbox"/> YEM-2755 <input type="checkbox"/> LCR-100	



SAMPLE NUMBER	ELECTRICAL REQUIREMENTS:									
	mH	mH	μH	μH			DCRΩ			
SPECS	2-1	3-4					2-1			
	20-30	20-30								
1	25.4	25.4					1.51			
2	25.7	25.7					1.52			
3	28.9	28.9					1.53			
4	25.2	25.2					1.52			
5	28.2	28.2					1.53			
6										
7										
8										
9										
10										

REMARKS:	ISSUED	CHECKED	APPROVED