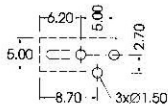


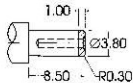
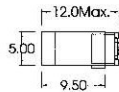
DC-020-0



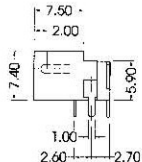
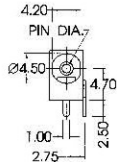
PIERCING PLAN



SCHEMATIC



MATE PLUG



PART NO.	PIN DIA.
DC-020-001	Ø1.00mm
DC-020-002	Ø1.30mm