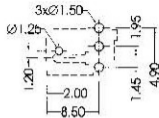


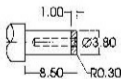
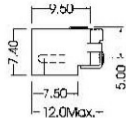
DC-042-0



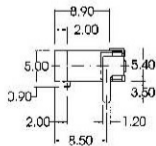
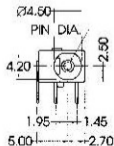
PIERCING PLAN



SCHEMATIC



MATE PLUG



| PART NO. | PIN DIA. |
|-----------------|-----------------|
| DC-042-001 | Ø1.00mm |
| DC-042-002 | Ø1.30mm |
| | |
| | |
| | |