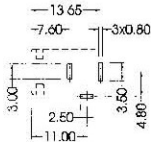
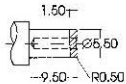


DC-100-0



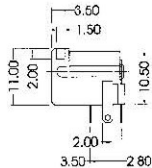
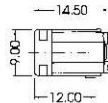
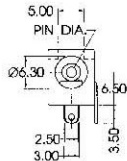
PIERCING PLAN



MATE PLUG



SCHEMATIC



PART NO.	PIN DIA.
DC-100-001	Ø1.45mm
DC-100-002	Ø1.87mm
DC-100-003	Ø2.00mm
DC-100-004	Ø2.35mm
DC-100-005	Ø2.50mm