

Metallized Polypropylene Film Capacitor Class X2

TYPE : MPX

Part No. : MPX154K2FB

Typical application:

interference suppression and across-the-line applications Suitable for use in situations where failure of the capacitor would not lead to danger of electric shock.

This type especially is designed for radio interference suppression and across-the line capacitors in :

A.Business machines appliances, such as :typewriters, adding machines, computer displays and monitors.

B.Household appliances, such as : mixers, fans,coffee grinders, audio and TV circuits.

C.Thyristor and triac appliances, such as : dimmers.

General Technical Data

Dielectric : polypropylene film

Plates : metal layer deposited by evaporation under vacuum.

Winding :non-inductive type.

Leads : tinned wire.

Protection :

plastic case, polyurethane resin filled. Box material is solvent resistant and flame retardant according to UL94 V0.

Marking :

manufacturer's logo, series, capacitance, tolerance, rated voltage, capacitor class, dielectric code,climatic category, manufacturing date code,approvals, manufacturing plant.

Climatic category : GMF DIN 40040; 40/100/21/B

Operating temperature range : -40 to +100°C

Related documents :

DIN EN 60384-14(VDE 0565 Teil 1-1); IEC60384-14(ed.3); EN132400;

UL 60384-14/CSA E60384-14/-1/IEC 60384-14/-1

Electrical Characteristics

Climate Category :

In accordance with DIN40040 GMF

A.)G = Minimum Limit Temperature-40°C

B.)M = Maximum Limit Temperature+100°C

C.)F = Humidity Category ...Average relative humidity \leq 75%, 95%, for 30 days per year, continuously; 85% for the remaining days, occasionally.






Rated Voltage :

50~60Hz

310VAC: UL ; cUL ; VDE/ENEC

275VAC: ; CQC

SAFETY APPROVALS

Approve Monogram	Country	Related Standard	Rated Voltage	Capacitance	
UL		U.S.A.	UL60384-14	250VAC 275VAC 310VAC	0.001uF~1.0uF
cUL		Canada	UL 60384-14 CSA E60384-14	250VAC 275VAC 310VAC	0.001uF~1.0uF
ENEC		EEPCA	DIN EN60384-14 (VDE 0565 Teil 1-1) IEC 60384-14(ed.3)	250VAC 275VAC 280VAC 310VAC	0.001uF~2.2uF
VDE		GERMANY	DIN EN60384-14 (VDE 0565 Teil 1-1) IEC 60384-14(ed.3)	250VAC 275VAC 280VAC 310VAC	0.001uF~2.2uF
CQC		CHINA	GB/T 14472-1998	275VAC	0.0047uF~1.0uF

Capacitance Tolerance: J(5%), K(10%), M(20%)

Withstand Voltage :

- A. Between Terminals..... 4.3UR VDC 1min
- B. Between Terminals and Case.....2000V AC. 60Hz 60s

Dissipation Factor :

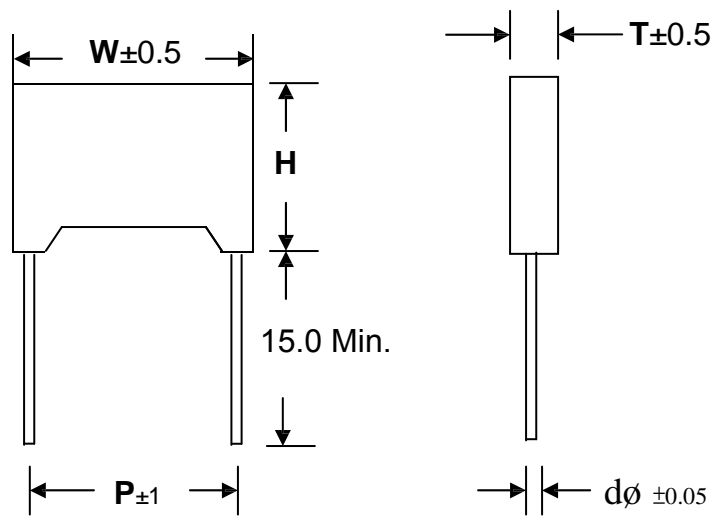
- A. $\leq 0.1\%$ at 1z and KH 20°C
- B. $\leq 0.3\%$ at 10KHz and 20°C

Insulation Resistance :

- A. Between Terminals ...
 $3 \times 10^4 \text{ M}\Omega$ for $C \leq 0.33\text{F}$
 $1 \times 10^4 \text{ M}\Omega$ for $C > 0.33 \text{ F}$
- B. Between Terminals and Case ... $3 \times 10^4 \text{M}\Omega$
 Measured at 100 15V DC. 60s. and 20°C

DRAWING

UNIT : mm

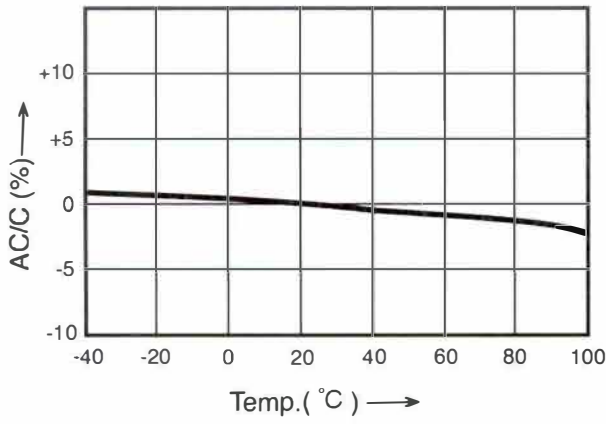


Dimension:(mm)

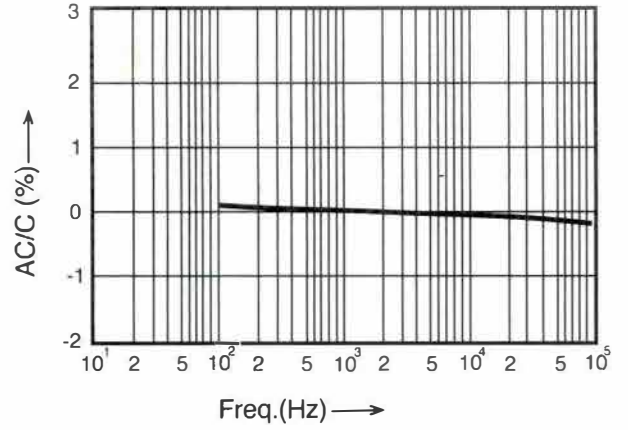
Capacitance	Rated-Voltage	Dimension (mm)					PART No.
uF	VAC	W	H	T	P	dφ	
0.15	310	18.0	12.0	6.0	15.0	0.8	MPX154K2FB

Temperature and Frequency Characteristics

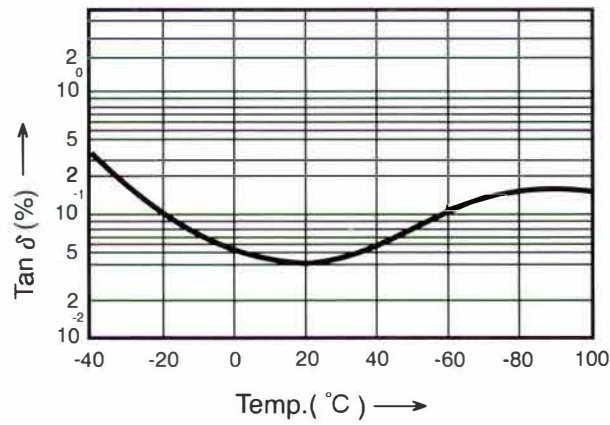
Capacitance Change vs. Temperature (Typical Values)



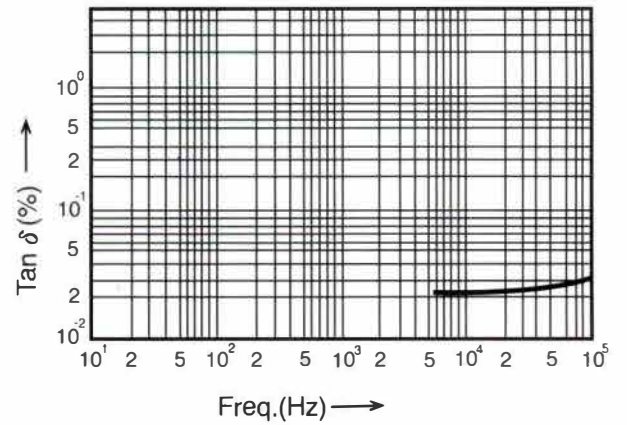
Capacitance Change vs. Frequency (Typical Values)



Dissipation factor vs. Temperature at 10k Hz (Typical Values)



Dissipation factor vs. Frequency (Typical Values)



Insulation Resistance vs. Temperature (Typical Values)

