



产 品 规 格 书

Specification

产品型号/Model: AC 220V COB LED 7744


产品名称/Description: 77*44 COB LED

制作日期Date: _____

制定 Issued	核准 Approved	确认 Audit	备注 Notes

客户审核 Customer Audit		备注 Notes	
接受 <input type="checkbox"/> Qualified	不接受 <input type="checkbox"/> Disqualified		

机械尺寸Mechanical Dimensions (mm):



备注 (NOTES) :

- 1、 所有尺寸单位为毫米
All dimensions are in millimeters
- 2、 如无其他备注, 尺寸公差为 $\pm 0.1\text{mm}$
Tolerances are $\pm 0.1\text{mm}$ unless otherwise note.

**光电特性 Electrical-Optical Characteristics (at Ta=25°C)**

产品名称 Product Name	AC COB LED F2525-50W
功率 Power	50W
颜色 Colors	暖白 Warm White CCT2800-3200K
	自然白 Natural White CCT3800-4500K
	正白 Cool White CCT6000-6500K
	全光谱粉红色光 Full Spectrum Pink Red 380-840nm
	全光谱白光 Full Spectrum White CCT6500-7000K
	红光 Red (phosphor color)
	绿光 Green (phosphor color)
蓝光 Blue	
基板尺寸 Board Size	77*44mm
发光面尺寸 Light Area size	25*25mm
工作温度 Work temperature	-20 to 60°C
使用电压 Forward Voltage	220V/110V
光效 Luminous Flux	80-110LM/watt
功率因素 Power Factor	≥0.9
发光角度 Beam Angle	120 degree

特点 Feature:

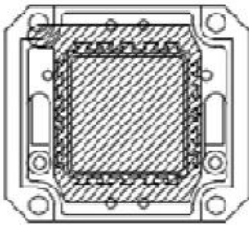
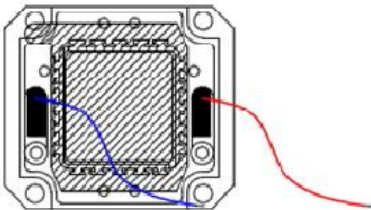
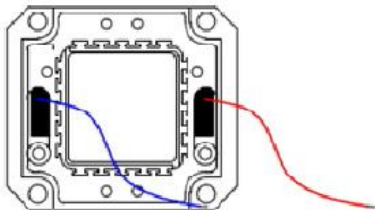
新款免焊接COB光源，光源和恒流驱动一体，两款选择，直接AC180-260V电，或者AC90-130V电，不用另接驱动，并且无需焊接，可以直接插上线即可，简单方便，省时省钱。用于LED投光灯，射灯，工矿灯，路灯等。

The new welding-free COB light source, the light source and the constant current driver are integrated, there are two options, direct AC180-260V power, or AC90-130V power, no need to connect another driver, and no welding, you can directly plug in the line, simple and convenient, Save time and money. Used for LED floodlights, spotlights, high bay lights, street lights, etc.

注意事项Precautions:

1. 保护膜使用 Protective film use:

该保护膜主要对产品起一定保护作用，一是防止产品在使用全氧化或硫化，可以在一定程度上减少气体的渗透；二是对胶体表面保护，可以防止一定的静电击伤及胶体划伤，同时防止松香等外来物质在高温时对胶体的破坏。此保护膜透光性差及不耐高温，点亮前必须去掉保护膜，注意去膜时间The protective film mainly play a protective role in the product, one is to prevent the use of products in the whole oxidation or curing, to some extent, to reduce gas penetration; two is the colloidal surface protection, to prevent some electrostatic damage and gel Injury, while preventing foreign substances such as rosin damage colloids at high temperatures. This protective film is poor light transmission and high temperature, remove the protective film before lighting, pay attention to the membrane time:

		
<p>初始状态Initial state</p>	<p>焊接灯珠Welding lamp beads</p>	<p>去膜Remove film</p>

2. 拿放说明Take & put instructions:

产品为高导热硅胶封装，胶体较软，易受机械外力损坏，因此在处理方面须对硅胶封装材料做预防措施，通过使用适当的工具或手从材料侧面夹取，不可直接用手或尖锐物体压胶体表面，它可能会损坏内部电路或造成胶体的破坏或污染。The product is a high thermal conductive silicone encapsulant. The colloid is relatively soft and easily damaged by mechanical external force. Therefore, the handling of the silicone encapsulant must be precautionary. Do not use the hand or sharp object directly by using proper tools or hand grip Press on the surface of the gel, which may damage the internal circuitry or cause colloid damage or contamination.

机械外力 Mechanical external force NG	手指按压 Finger press NG	正确图示 Correct OK

3. 散热要求 Cooling requirements:

产品特性容易因为自身的发热及环境温度的改变而发生改变，温度高时，产品发光效率下降，同时影响产品发光颜色，加速产品失效，所以在设计时必须充分考虑散热问题，以下参数请把好关。Product characteristics easily because of their own fever and change the ambient temperature changes, the temperature is high, the luminous efficiency of the product decreased, while affecting the product color light, accelerate product failure, so in the design must take full account of the heat, the following parameters, please good turn off:

	部件	设计控制
	①产品胶体	反光杯等不可压、遮挡胶体表面
	②产品铜板	温度: $\leq 65^{\circ}\text{C}$
	③导热膏	均匀涂覆, 厚度 $\leq 0.15\text{mm}$
	④散热器	与②铜板的温差 $\leq 5^{\circ}\text{C}$

足瓦光源，请配足瓦厚料的外壳使用，每10W需要500g灯具，如果外壳轻了，LED就容易烧坏。散热一定要做好。请配套使用，安装要涂导热硅脂贴近散热片。

For full-watt light source, please use it with the shell of full-watt thick material. Each 10W needs 500g lamps. If the shell is light, the LED will be easily burnt out. Cooling must be done well. Please use it together, and install it with thermal grease close to the heat sink.



4. 硫化预防 Sulfate prevention:

硫化现象是指环境中硫进入胶体内部，与铜板表面①下银层反应，形成 Ag_2S ，该物质会导致镀银层发黑，反光率下降，从而影响产品的发光颜色及出光效率，极大影响产品性能，因此在使用过程中必须提前预防，避免接近含硫高的物体。Vulcanization phenomenon refers to the sulfur in the environment into the colloidal interior, and the surface of the silver layer under the reaction of silver, the formation of Ag_2S , the material will lead to silver-plated layer, reflective efforts to decline, thus affecting the product's light color and light efficiency, which greatly affect the product Performance, it must be used in advance to prevent, close to the high sulfur objects.

除硫元素外，溴、氯等元素同样避免，含量较高时，也会导致类似硫化现象。In addition to sulfur elements, bromine, chlorine and other elements are also avoided, the higher the content, it will lead to similar vulcanization.

5. 产品测试及眼睛保护 Product testing and eye protection:

产品发光时请不要直视发光源，强光可能会对您的眼睛造成伤害；可用小电流（ $\leq 1mA$ /并）、低电压（ $\leq 2.5V$ /串）点亮确认；或用太阳眼镜等半透明物体挡住后点亮确认。Do not look directly at the light source when the product glow, glare may cause harm to your eyes; available small current ($\leq 1mA$ / and), low voltage ($\leq 2.5V$ / string) light to confirm; or sunglasses half After the transparent object is blocked, it lights up and confirms.