

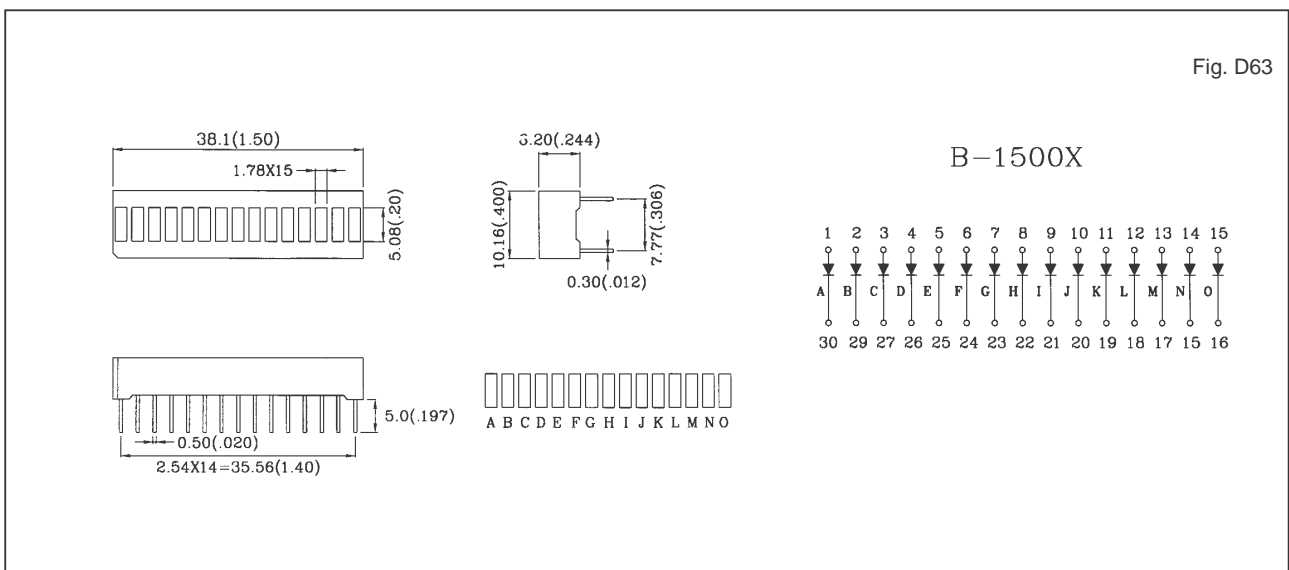
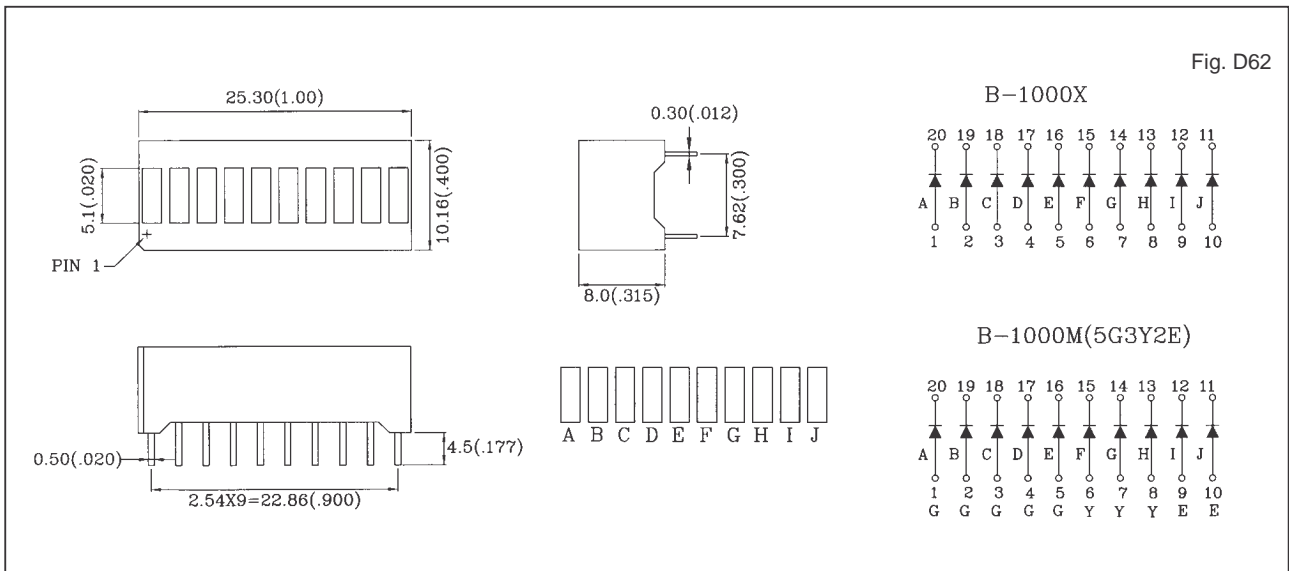


Shape	Part No.	Chip		Wave Length λ p(nm)	Electro-Optical Characteristics			Fig. No.
		Raw Material	Emitted Color		Vf(V)20mA		lv(mcd)10mA	
					Typ.	Max.	Typ.	
	B-1000E	GaAsP/GaP	Hi.effi Red	635	2.1	2.8	2.0	D62
	B-1000G	GaP	Green	565	2.2	2.8	2.0	
	B-1000Y	GaAsP/GaP	Yellow	585	2.1	2.8	2.0	
	B-1000SR	GaAlAs	Super Red	660	1.8	2.2	10.0	
	B-1500E	GaAsP/GaP	Hi.effi Red	635	2.1	2.8	2.0	D63
	B-1500G	GaP	Green	565	2.2	2.8	2.0	
	B-1500Y	GaAsP/GaP	Yellow	585	2.1	2.8	2.0	
	B-1500SR	GaAlAs	Super Red	660	1.8	2.2	10.0	



- 1.All dimension are in millimeters (inches).
- 2.Tolerance is ± 0.25 mm (0.01") unless otherwise specified.