

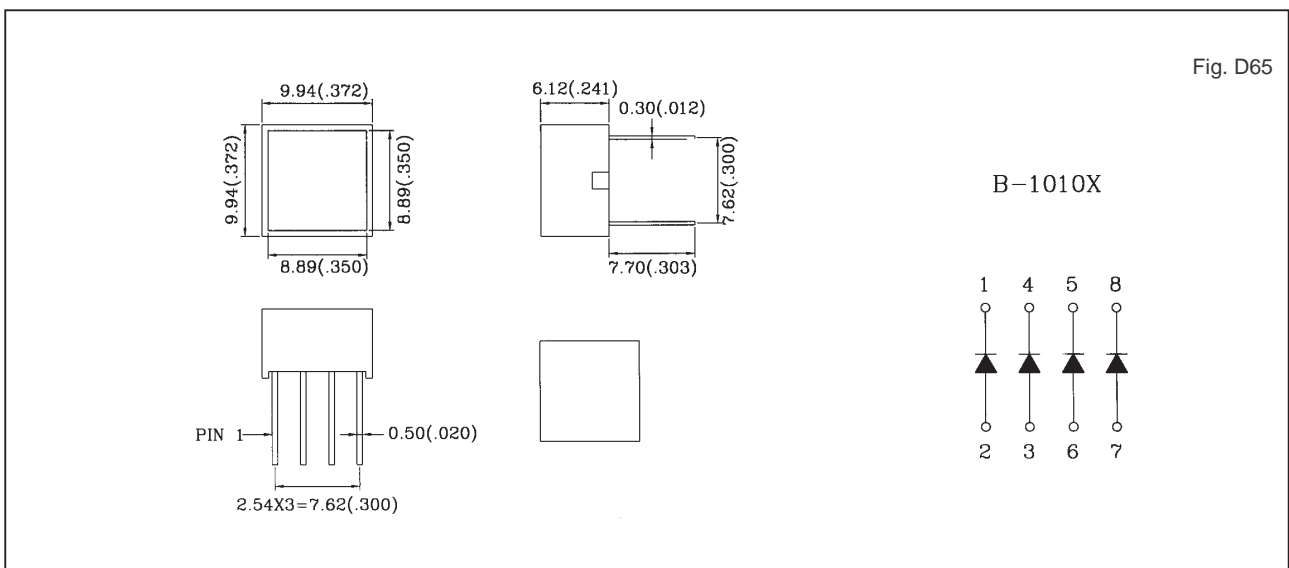
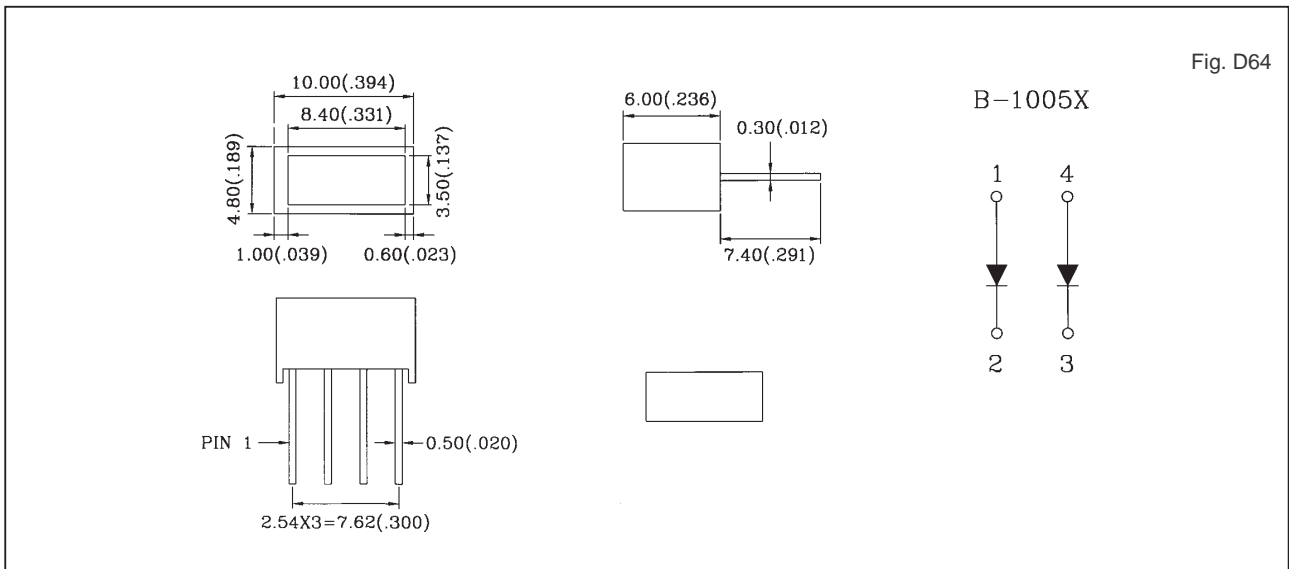


**B-1005X, B-1010X LIGHT BAR**

Shape	Part No.	Chip		Wave Length $\lambda$ p(nm)	Electro-Optical Characteristics			Fig. No.
		Raw Material	Emitted Color		Vf(V)20mA		lv(mcd)10mA	
					Typ.	Max.	Typ.	
	B-1005E	GaAsP/GaP	Hi.effi Red	635	2.1	2.8	4.0	D64
	B-1005G	GaP	Green	565	2.2	2.8	3.0	
	B-1005Y	GaAsP/GaP	Yellow	585	2.1	2.8	3.0	
	B-1005SR	GaAlAs	Super Red	660	1.8	2.2	6.0	
	B-1010E	GaAsP/GaP	Hi.effi Red	635	2.1	2.8	6.0	D65
	B-1010G	GaP	Green	565	2.2	2.8	5.0	
	B-1010Y	GaAsP/GaP	Yellow	585	2.1	2.8	5.0	
	B-1010SR	GaAlAs	Super Red	660	1.8	2.2	12.0	



- 1.All dimension are in millimeters (inches).
- 2.Tolerance is  $\pm 0.25$  mm (0.01") unless otherwise specified.