

**Silicon NPN Power Transistors**

**2SC3895**

**DESCRIPTION**

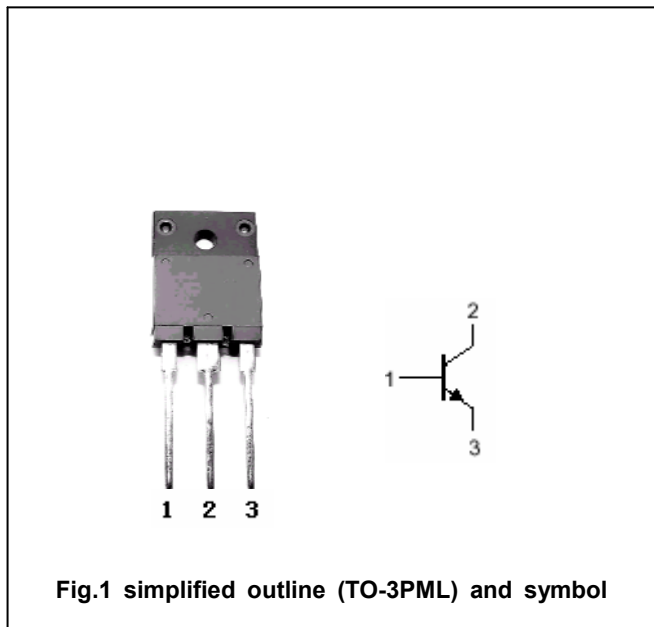
- With TO-3PML package
- High speed
- High breakdown voltage
- High reliability

**APPLICATIONS**

- Ultrahigh-definition CRT display horizontal deflection output applications

**PINNING**

PIN	DESCRIPTION
1	Base
2	Collector
3	Emitter



**Absolute maximum ratings (Ta=25°C)**

SYMBOL	PARAMETER	CONDITIONS	MAX	UNIT
V <sub>CBO</sub>	Collector-base voltage	Open emitter	1500	V
V <sub>CEO</sub>	Collector-emitter voltage	Open base	800	V
V <sub>EBO</sub>	Emitter-base voltage	Open collector	6	V
I <sub>C</sub>	Collector current		7	A
I <sub>CM</sub>	Collector current-peak		16	A
P <sub>C</sub>	Collector dissipation	Ta=25°C	3.0	W
		T <sub>C</sub> =25°C	60	
T <sub>j</sub>	Junction temperature		150	°C
T <sub>stg</sub>	Storage temperature		-55~150	°C

## Silicon NPN Power Transistors

## 2SC3895

## CHARACTERISTICS

T<sub>j</sub>=25 °C unless otherwise specified

SYMBOL	PARAMETER	CONDITIONS	MIN	TYP.	MAX	UNIT
V <sub>CEO(SUS)</sub>	Collector-emitter sustaining voltage	I <sub>C</sub> =0.1A ; I <sub>B</sub> =0	800			V
V <sub>CEsat</sub>	Collector-emitter saturation voltage	I <sub>C</sub> =5A ; I <sub>B</sub> =1.2A			5.0	V
V <sub>BEsat</sub>	Base-emitter saturation voltage	I <sub>C</sub> =5A ; I <sub>B</sub> =1.2A			1.5	V
I <sub>CBO</sub>	Collector cut-off current	V <sub>CB</sub> =800V ; I <sub>E</sub> =0			10	μA
I <sub>CES</sub>	Collector cut-off current	V <sub>CE</sub> =1500V ; R <sub>BE</sub> =0			1.0	mA
I <sub>EBO</sub>	Emitter cut-off current	V <sub>EB</sub> =4V ; I <sub>C</sub> =0			1.0	mA
h <sub>FE-1</sub>	DC current gain	I <sub>C</sub> =1A ; V <sub>CE</sub> =5V	8			
h <sub>FE-2</sub>	DC current gain	I <sub>C</sub> =5A ; V <sub>CE</sub> =5V	4		8	

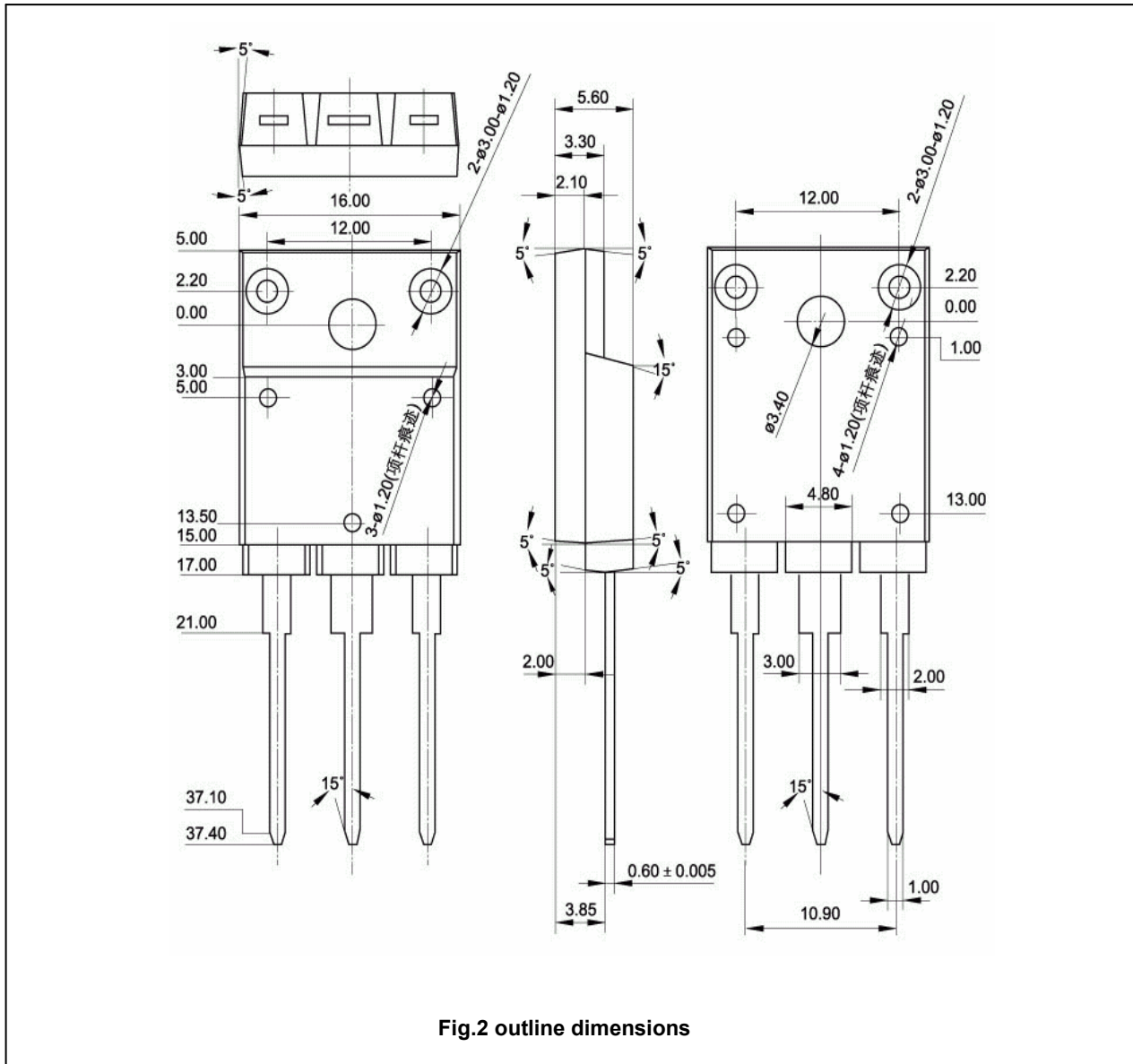
## Switching times

t <sub>stg</sub>	Storage time	I <sub>C</sub> =4A ; V <sub>CC</sub> =200V I <sub>B1</sub> =0.8A ; I <sub>B2</sub> =1.6A R <sub>L</sub> =50Ω			3.0	μs
t <sub>f</sub>	Fall time			0.1	0.2	μs

Silicon NPN Power Transistors

2SC3895

PACKAGE OUTLINE



Silicon NPN Power Transistors

2SC3895

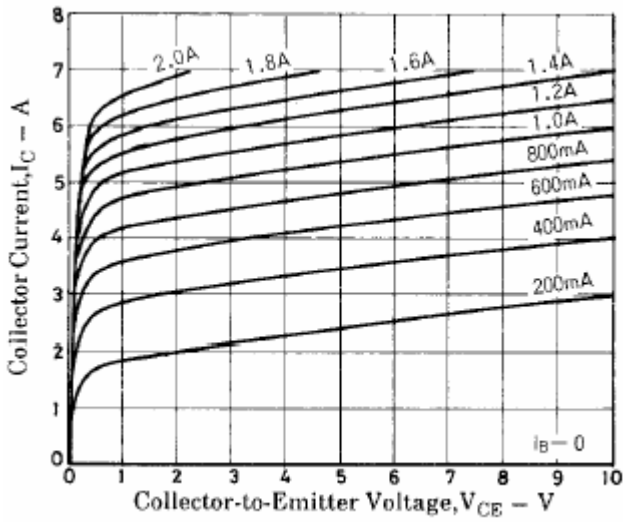


Fig.3 Static Characteristic

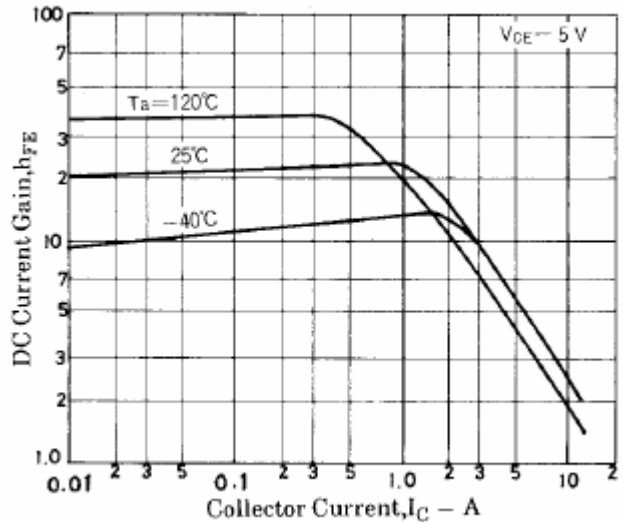


Fig.4 DC current Gain

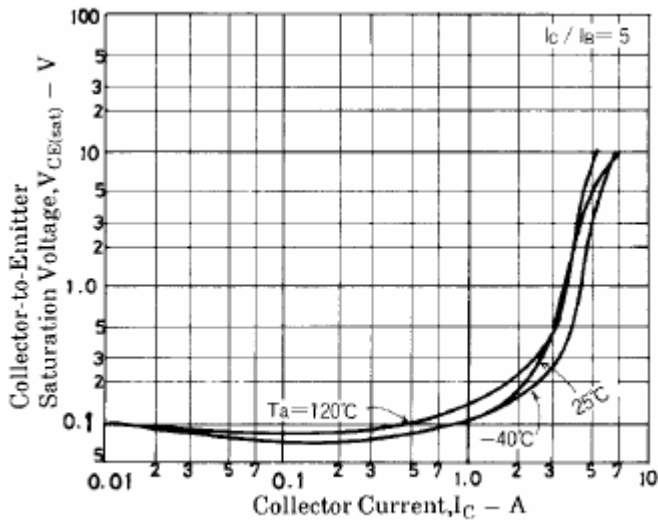


Fig.5 Collector-Emitter Saturation Voltage

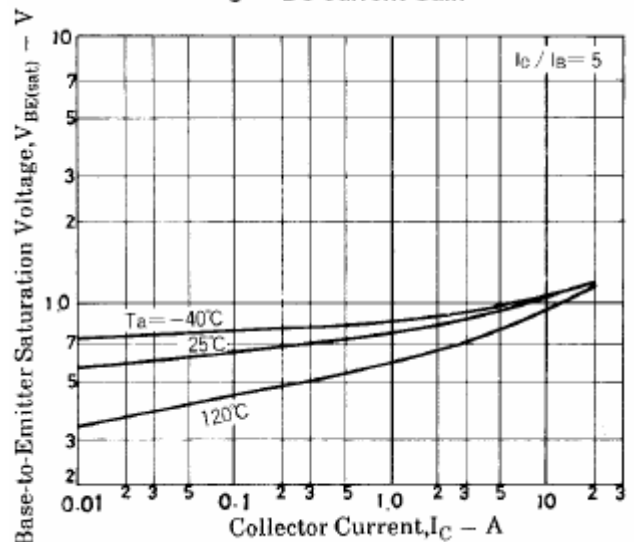


Fig.6 Base-Emitter Saturation Voltage

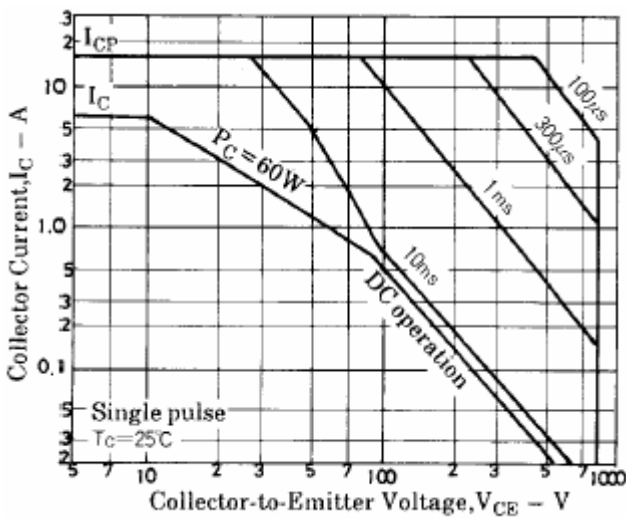


Fig.7 Safe Operating Area