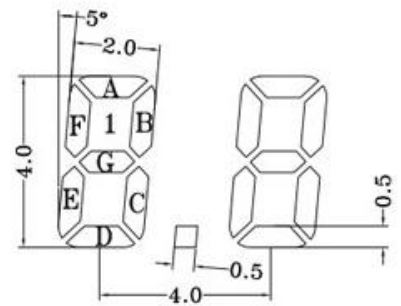
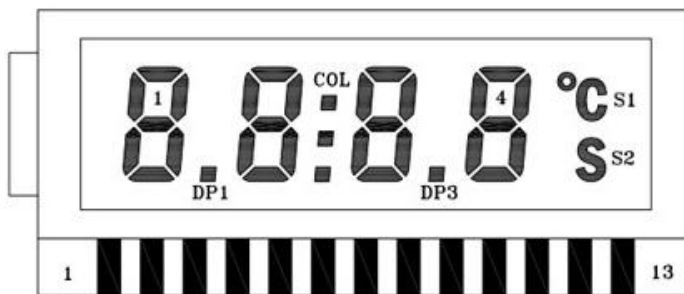
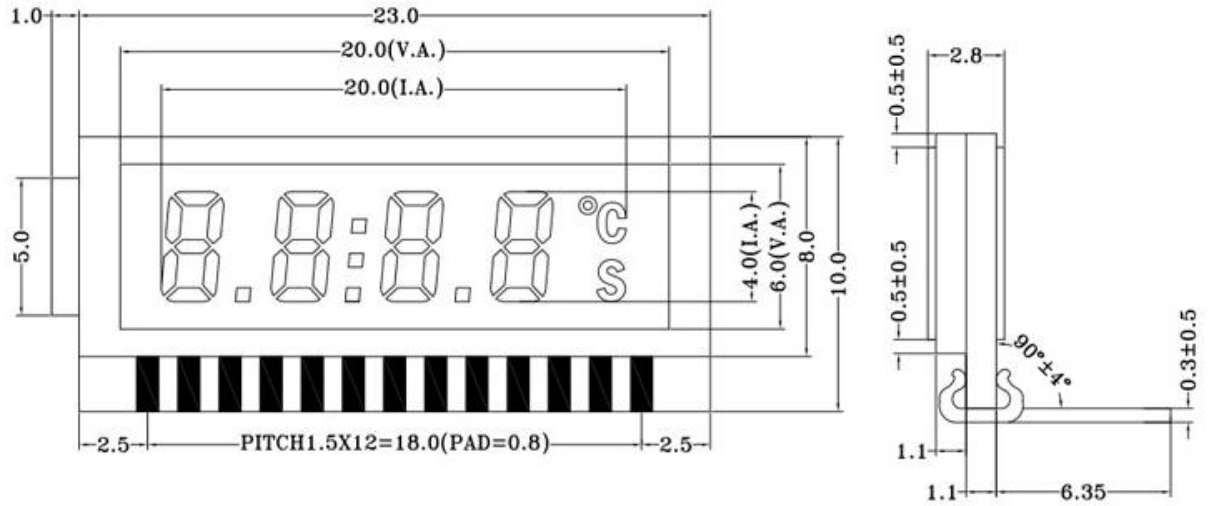


## Standard 2digit 8 Segment LCD Panel

1. Supply Voltage: 3V
2. Operating Temp.: -20~+70 C
3. Drive Method: 1/4duty, 1/3bias
4. PIN Connect: 6.35mm
5. Viewing angle: 6:00 direction

### simple drawing:



PIN	1	2	3	4	5	6	7	8	9	10	11	12	13
COM0	COM0				1F	1A	2F	2A	3F	3A	4F	4A	
COM1		COM1			1G	1B	2G	2B	3G	3B	4G	4B	
COM2			COM2		1E	1C	2E	2C	3E	3C	4E	4C	S1
COM3				COM3	1D	DP1	2D	DP2	3D	DP3	4D	COL	S2