



■ Features :

- Interchangeable AC plugs (plug kit sold separately)
- Universal AC input / Full range
- No load power consumption < 0.3W
- ErP step2 compliant
- Meet EISA 2007 (Energy Independence and Security Act) for 5~48V
- Class II power (without earth pin)
- Protections: Short circuit / Overload / Over voltage
- Fully enclosed plastic case
- LED indicator for power on
- Pass LPS
- Approvals: UL / CUL / TUV / RCM / CCC / CB / FCC / CE
- 2 years warranty



AC INLET PLUG

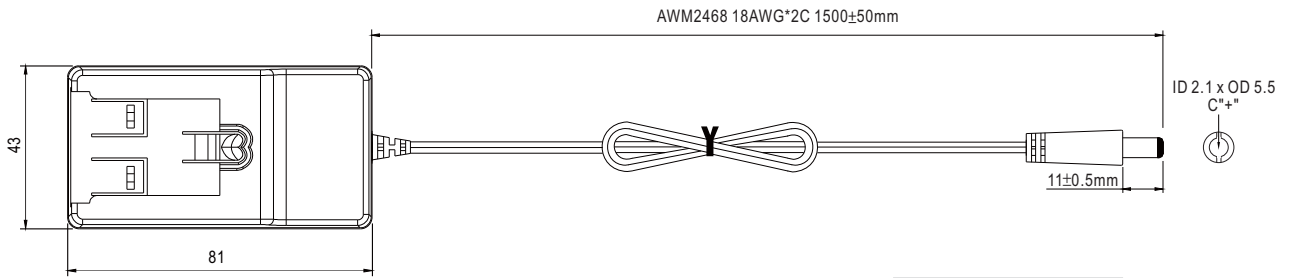
TYPE					
	Australian type	U.K type	European type	US type	Mix four type
ORDER NO.	AC plug-AU	AC plug-UK	AC plug-EU	AC plug-US	AC plug-MIX

SPECIFICATION

POWER SUPPLY MAIN BODY ORDER NO.	GE24I05-P1J	GE24I07-P1J	GE24I09-P1J	GE24I12-P1J	GE24I15-P1J	GE24I18-P1J	GE24I24-P1J	GE24I48-P1J																																																																																											
OUTPUT	<table border="1"> <thead> <tr> <th>SAFETY MODEL NO.</th> <th>FRA024-S05-I</th> <th>FRA024-S07-I</th> <th>FRA024-S09-I</th> <th>FRA024-S12-I</th> <th>FRA024-S15-I</th> <th>FRA024-S18-I</th> <th>FRA024-S24-I</th> <th>FRA024-S48-I</th> </tr> </thead> <tbody> <tr> <td>DC VOLTAGE <small>Note.2</small></td> <td>5V</td> <td>7.5V</td> <td>9V</td> <td>12V</td> <td>15V</td> <td>18V</td> <td>24V</td> <td>48V</td> </tr> <tr> <td>RATED CURRENT</td> <td>3.0A</td> <td>2.0A</td> <td>2.22A</td> <td>2.0A</td> <td>1.6A</td> <td>1.33A</td> <td>1.0A</td> <td>0.5A</td> </tr> <tr> <td>CURRENT RANGE</td> <td>0 ~ 3.0A</td> <td>0 ~ 2.0A</td> <td>0 ~ 2.22A</td> <td>0 ~ 2.0A</td> <td>0 ~ 1.6A</td> <td>0 ~ 1.33A</td> <td>0 ~ 1.0A</td> <td>0 ~ 0.5A</td> </tr> <tr> <td>RATED POWER (max.)</td> <td>15W</td> <td>15W</td> <td>20W</td> <td>24W</td> <td>24W</td> <td>24W</td> <td>24W</td> <td>24W</td> </tr> <tr> <td>RIPPLE & NOISE (max.) <small>Note.3</small></td> <td>50mVp-p</td> <td>75mVp-p</td> <td>100mVp-p</td> <td>120mVp-p</td> <td>150mVp-p</td> <td>180mVp-p</td> <td>240mVp-p</td> <td>300mVp-p</td> </tr> <tr> <td>VOLTAGE TOLERANCE <small>Note.4</small></td> <td>±5.0%</td> <td>±5.0%</td> <td>±5.0%</td> <td>±3.0%</td> <td>±3.0%</td> <td>±3.0%</td> <td>±3.0%</td> <td>±3.0%</td> </tr> <tr> <td>LINE REGULATION <small>Note.5</small></td> <td>±1.0%</td> <td>±1.0%</td> <td>±1.0%</td> <td>±1.0%</td> <td>±1.0%</td> <td>±1.0%</td> <td>±1.0%</td> <td>±1.0%</td> </tr> <tr> <td>LOAD REGULATION <small>Note.6</small></td> <td>±5.0%</td> <td>±5.0%</td> <td>±5.0%</td> <td>±3.0%</td> <td>±3.0%</td> <td>±3.0%</td> <td>±3.0%</td> <td>±3.0%</td> </tr> <tr> <td>SETUP, RISE, HOLD UP TIME</td> <td colspan="8">4000ms, 100ms, 30ms / 230VAC 4000ms, 100ms, 10ms / 115VAC at full load</td> </tr> </tbody> </table>									SAFETY MODEL NO.	FRA024-S05-I	FRA024-S07-I	FRA024-S09-I	FRA024-S12-I	FRA024-S15-I	FRA024-S18-I	FRA024-S24-I	FRA024-S48-I	DC VOLTAGE <small>Note.2</small>	5V	7.5V	9V	12V	15V	18V	24V	48V	RATED CURRENT	3.0A	2.0A	2.22A	2.0A	1.6A	1.33A	1.0A	0.5A	CURRENT RANGE	0 ~ 3.0A	0 ~ 2.0A	0 ~ 2.22A	0 ~ 2.0A	0 ~ 1.6A	0 ~ 1.33A	0 ~ 1.0A	0 ~ 0.5A	RATED POWER (max.)	15W	15W	20W	24W	24W	24W	24W	24W	RIPPLE & NOISE (max.) <small>Note.3</small>	50mVp-p	75mVp-p	100mVp-p	120mVp-p	150mVp-p	180mVp-p	240mVp-p	300mVp-p	VOLTAGE TOLERANCE <small>Note.4</small>	±5.0%	±5.0%	±5.0%	±3.0%	±3.0%	±3.0%	±3.0%	±3.0%	LINE REGULATION <small>Note.5</small>	±1.0%	±1.0%	±1.0%	±1.0%	±1.0%	±1.0%	±1.0%	±1.0%	LOAD REGULATION <small>Note.6</small>	±5.0%	±5.0%	±5.0%	±3.0%	±3.0%	±3.0%	±3.0%	±3.0%	SETUP, RISE, HOLD UP TIME	4000ms, 100ms, 30ms / 230VAC 4000ms, 100ms, 10ms / 115VAC at full load							
SAFETY MODEL NO.	FRA024-S05-I	FRA024-S07-I	FRA024-S09-I	FRA024-S12-I	FRA024-S15-I	FRA024-S18-I	FRA024-S24-I	FRA024-S48-I																																																																																											
DC VOLTAGE <small>Note.2</small>	5V	7.5V	9V	12V	15V	18V	24V	48V																																																																																											
RATED CURRENT	3.0A	2.0A	2.22A	2.0A	1.6A	1.33A	1.0A	0.5A																																																																																											
CURRENT RANGE	0 ~ 3.0A	0 ~ 2.0A	0 ~ 2.22A	0 ~ 2.0A	0 ~ 1.6A	0 ~ 1.33A	0 ~ 1.0A	0 ~ 0.5A																																																																																											
RATED POWER (max.)	15W	15W	20W	24W	24W	24W	24W	24W																																																																																											
RIPPLE & NOISE (max.) <small>Note.3</small>	50mVp-p	75mVp-p	100mVp-p	120mVp-p	150mVp-p	180mVp-p	240mVp-p	300mVp-p																																																																																											
VOLTAGE TOLERANCE <small>Note.4</small>	±5.0%	±5.0%	±5.0%	±3.0%	±3.0%	±3.0%	±3.0%	±3.0%																																																																																											
LINE REGULATION <small>Note.5</small>	±1.0%	±1.0%	±1.0%	±1.0%	±1.0%	±1.0%	±1.0%	±1.0%																																																																																											
LOAD REGULATION <small>Note.6</small>	±5.0%	±5.0%	±5.0%	±3.0%	±3.0%	±3.0%	±3.0%	±3.0%																																																																																											
SETUP, RISE, HOLD UP TIME	4000ms, 100ms, 30ms / 230VAC 4000ms, 100ms, 10ms / 115VAC at full load																																																																																																		
INPUT	<table border="1"> <tbody> <tr> <td>VOLTAGE RANGE</td> <td colspan="2">90 ~ 264VAC</td> <td colspan="6">135 ~ 370VDC</td> </tr> <tr> <td>FREQUENCY RANGE</td> <td colspan="9">47 ~ 63Hz</td> </tr> <tr> <td>EFFICIENCY (Typ.)</td> <td>76.5%</td> <td>79.5%</td> <td>81.5%</td> <td>82.5%</td> <td>84%</td> <td>84%</td> <td>85%</td> <td>85%</td> </tr> <tr> <td>AC CURRENT</td> <td colspan="2">0.7A / 100VAC</td> <td colspan="7">0.4A / 230VAC</td> </tr> <tr> <td>INRUSH CURRENT (max.)</td> <td colspan="2">COLD START 40A / 100VAC</td> <td colspan="7">80A / 230VAC</td> </tr> <tr> <td>LEAKAGE CURRENT (max.)</td> <td colspan="9">0.25mA / 240VAC</td> </tr> </tbody> </table>									VOLTAGE RANGE	90 ~ 264VAC		135 ~ 370VDC						FREQUENCY RANGE	47 ~ 63Hz									EFFICIENCY (Typ.)	76.5%	79.5%	81.5%	82.5%	84%	84%	85%	85%	AC CURRENT	0.7A / 100VAC		0.4A / 230VAC							INRUSH CURRENT (max.)	COLD START 40A / 100VAC		80A / 230VAC							LEAKAGE CURRENT (max.)	0.25mA / 240VAC																																								
VOLTAGE RANGE	90 ~ 264VAC		135 ~ 370VDC																																																																																																
FREQUENCY RANGE	47 ~ 63Hz																																																																																																		
EFFICIENCY (Typ.)	76.5%	79.5%	81.5%	82.5%	84%	84%	85%	85%																																																																																											
AC CURRENT	0.7A / 100VAC		0.4A / 230VAC																																																																																																
INRUSH CURRENT (max.)	COLD START 40A / 100VAC		80A / 230VAC																																																																																																
LEAKAGE CURRENT (max.)	0.25mA / 240VAC																																																																																																		
PROTECTION	<table border="1"> <tbody> <tr> <td>OVERLOAD</td> <td colspan="9">110% ~ 200% rated output power Protection type : Hiccup mode, recovers automatically after fault condition is removed</td> </tr> <tr> <td>OVER VOLTAGE</td> <td colspan="9">115% ~ 135% Protection type : Clamp by zener diode</td> </tr> </tbody> </table>									OVERLOAD	110% ~ 200% rated output power Protection type : Hiccup mode, recovers automatically after fault condition is removed									OVER VOLTAGE	115% ~ 135% Protection type : Clamp by zener diode																																																																														
OVERLOAD	110% ~ 200% rated output power Protection type : Hiccup mode, recovers automatically after fault condition is removed																																																																																																		
OVER VOLTAGE	115% ~ 135% Protection type : Clamp by zener diode																																																																																																		
ENVIRONMENT	<table border="1"> <tbody> <tr> <td>WORKING TEMP.</td> <td colspan="9">-10 ~ +50°C (Refer to "Derating Curve")</td> </tr> <tr> <td>WORKING HUMIDITY</td> <td colspan="9">20% ~ 90% RH non-condensing</td> </tr> <tr> <td>STORAGE TEMP., HUMIDITY</td> <td colspan="9">-20 ~ +85°C, 10 ~ 95% RH</td> </tr> <tr> <td>TEMP. COEFFICIENT</td> <td colspan="9">±0.03% / °C (0 ~ 50°C)</td> </tr> <tr> <td>VIBRATION</td> <td colspan="9">10 ~ 500Hz, 2G 10min./1cycle, period for 60min. each along X, Y, Z axes</td> </tr> </tbody> </table>									WORKING TEMP.	-10 ~ +50°C (Refer to "Derating Curve")									WORKING HUMIDITY	20% ~ 90% RH non-condensing									STORAGE TEMP., HUMIDITY	-20 ~ +85°C, 10 ~ 95% RH									TEMP. COEFFICIENT	±0.03% / °C (0 ~ 50°C)									VIBRATION	10 ~ 500Hz, 2G 10min./1cycle, period for 60min. each along X, Y, Z axes																																																
WORKING TEMP.	-10 ~ +50°C (Refer to "Derating Curve")																																																																																																		
WORKING HUMIDITY	20% ~ 90% RH non-condensing																																																																																																		
STORAGE TEMP., HUMIDITY	-20 ~ +85°C, 10 ~ 95% RH																																																																																																		
TEMP. COEFFICIENT	±0.03% / °C (0 ~ 50°C)																																																																																																		
VIBRATION	10 ~ 500Hz, 2G 10min./1cycle, period for 60min. each along X, Y, Z axes																																																																																																		
SAFETY & EMC	<table border="1"> <tbody> <tr> <td>SAFETY STANDARDS</td> <td colspan="9">UL60950-1, CSA C22.2, TUV EN60950 -1, AS/NZS 60950.1, CCC GB4943 approved</td> </tr> <tr> <td>WITHSTAND VOLTAGE</td> <td colspan="9">I/P-O/P:4242VDC</td> </tr> <tr> <td>ISOLATION RESISTANCE</td> <td colspan="9">I/P-O/P:100M Ohms / 500VDC / 25°C / 70% RH</td> </tr> <tr> <td>EMC EMISSION</td> <td colspan="9">Compliance to EN55022, EN61000-3-2,3, FCC part15, GB9254 class B</td> </tr> <tr> <td>EMC IMMUNITY</td> <td colspan="9">Compliance to EN61000-4-2,3,4,5,6,8,11, light industry level, criteria A</td> </tr> </tbody> </table>									SAFETY STANDARDS	UL60950-1, CSA C22.2, TUV EN60950 -1, AS/NZS 60950.1, CCC GB4943 approved									WITHSTAND VOLTAGE	I/P-O/P:4242VDC									ISOLATION RESISTANCE	I/P-O/P:100M Ohms / 500VDC / 25°C / 70% RH									EMC EMISSION	Compliance to EN55022, EN61000-3-2,3, FCC part15, GB9254 class B									EMC IMMUNITY	Compliance to EN61000-4-2,3,4,5,6,8,11, light industry level, criteria A																																																
SAFETY STANDARDS	UL60950-1, CSA C22.2, TUV EN60950 -1, AS/NZS 60950.1, CCC GB4943 approved																																																																																																		
WITHSTAND VOLTAGE	I/P-O/P:4242VDC																																																																																																		
ISOLATION RESISTANCE	I/P-O/P:100M Ohms / 500VDC / 25°C / 70% RH																																																																																																		
EMC EMISSION	Compliance to EN55022, EN61000-3-2,3, FCC part15, GB9254 class B																																																																																																		
EMC IMMUNITY	Compliance to EN61000-4-2,3,4,5,6,8,11, light industry level, criteria A																																																																																																		
OTHERS	<table border="1"> <tbody> <tr> <td>LIFE</td> <td colspan="9">2 years : 100% load 30°C, 8 hours / day</td> </tr> <tr> <td>MTBF</td> <td colspan="9">100Khrs min. MIL-HDBK-217F (25°C)</td> </tr> <tr> <td>DIMENSION</td> <td colspan="9">81*43*40.5mm (L*W*H)</td> </tr> <tr> <td>PACKING</td> <td colspan="9">134g ; 50pcs / 8.4kg / CARTON</td> </tr> </tbody> </table>									LIFE	2 years : 100% load 30°C, 8 hours / day									MTBF	100Khrs min. MIL-HDBK-217F (25°C)									DIMENSION	81*43*40.5mm (L*W*H)									PACKING	134g ; 50pcs / 8.4kg / CARTON																																																										
LIFE	2 years : 100% load 30°C, 8 hours / day																																																																																																		
MTBF	100Khrs min. MIL-HDBK-217F (25°C)																																																																																																		
DIMENSION	81*43*40.5mm (L*W*H)																																																																																																		
PACKING	134g ; 50pcs / 8.4kg / CARTON																																																																																																		
DC OUTPUT CONNECTOR	<table border="1"> <tbody> <tr> <td>PLUG</td> <td colspan="9">Standard type P1J: 2.1φ * 5.5φ * 11mm turning fork type, center positive for stock ; Other type available by customer requested</td> </tr> <tr> <td>CABLE</td> <td colspan="9">See page2</td> </tr> </tbody> </table>									PLUG	Standard type P1J: 2.1φ * 5.5φ * 11mm turning fork type, center positive for stock ; Other type available by customer requested									CABLE	See page2																																																																														
PLUG	Standard type P1J: 2.1φ * 5.5φ * 11mm turning fork type, center positive for stock ; Other type available by customer requested																																																																																																		
CABLE	See page2																																																																																																		
NOTE	<ol style="list-style-type: none"> All parameters are specified at 230VAC input, rated load, 25°C 70% RH ambient. DC voltage: The output voltage set at point measure by plug terminal & 50% load. Ripple & noise are measured at 20MHz by using a 12" twisted pair terminated with a 0.1uf & 47uf capacitor. Tolerance: includes set up tolerance, line regulation, load regulation. Line regulation is measured from low line to high line at rated load. Load regulation is measured from 10% to 100% rated load Main body unit and AC inlet plug should be ordered separately ; it needs to be used along with any of the AC inlet plug. 																																																																																																		

■ Mechanical Specification

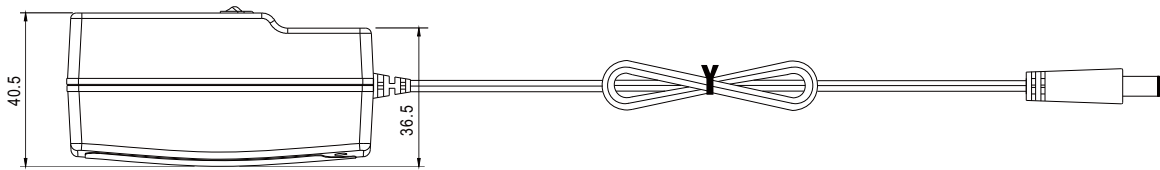
Unit:mm



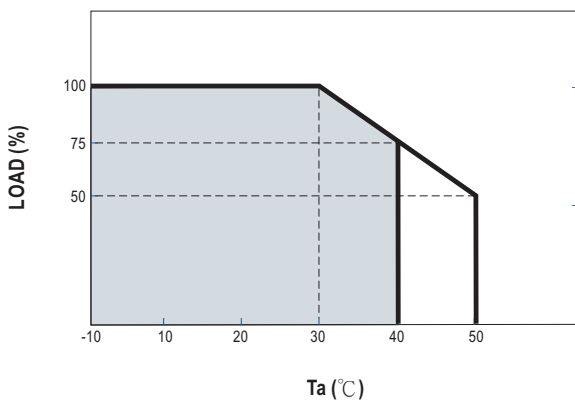
■ Plug Assignment

Standard plug: P1J

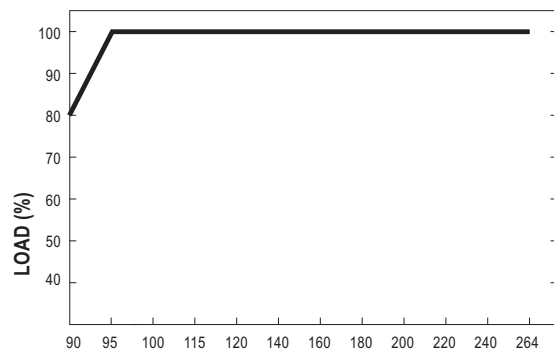
P1J	
P/N	OUTPUT
CENTER	+



■ Derating Curve



■ Static Characteristics



Mouser Electronics

Authorized Distributor

Click to View Pricing, Inventory, Delivery & Lifecycle Information:

[Mean Well:](#)

[GE24I18-P1J](#) [GE24I07-P1J](#) [GE24I24-P1J](#) [GE24I09-P1J](#) [GE24I12-P1J](#) [GE24I05-P1J](#) [GE24I48-P1J](#) [GE24I15-P1J](#)