

L-7113SF6C

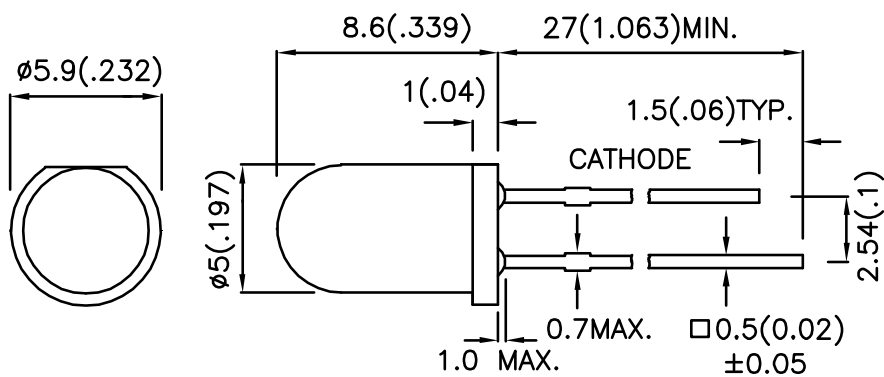
Features

- MECHANICALLY AND SPECTRALLY MATCHED TO THE L-7113P3C PHOTOTRANSISTOR.
- WATER CLEAR LENS.
- RoHS COMPLIANT.

Description

SF6 Made with Gallium Aluminum Arsenide Infrared Emitting diodes.

Package Dimensions



Notes:

1. All dimensions are in millimeters (inches).
2. Tolerance is $\pm 0.25 (0.01)$ unless otherwise noted.
3. Lead spacing is measured where the leads emerge from the package.
4. Specifications are subject to change without notice.

Selection Guide

Part No.	Dice	Lens Type	Po (mW/sr) @ 20 mA*50mA		Viewing Angle
			Min.	Typ.	2θ1/2
L-7113SF6C	GaAlAs	WATER CLEAR	10	40	20°
			*50	*100	20°

Notes:

1. θ 1/2 is the angle from optical centerline where the luminous intensity is 1/2 the optical centerline value.
2. * Luminous intensity with asterisk is measured at 50mA.

Electrical / Optical Characteristics at TA=25°C

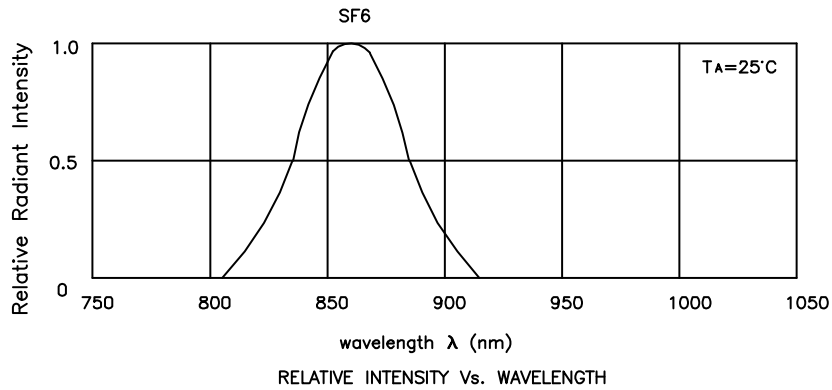
Item	P/N	Symbol	Typ.	Max.	Units	Condition
Forward Voltage	SF6	V _F	1.35	1.6	V	I _F =20mA
Reverse Current	SF6	I _R	-	10	uA	V _R =5V
Junction Capacitance	SF6	C	30	-	pF	V _F =0V;f=1MHz
Peak Spectral Wavelength	SF6	λ _P	860	-	nm	I _F =20mA
Spectral Bandwidth	SF6	Δλ _{1/2}	50	-	nm	I _F =20mA

Absolute Maximum Ratings at TA=25°C

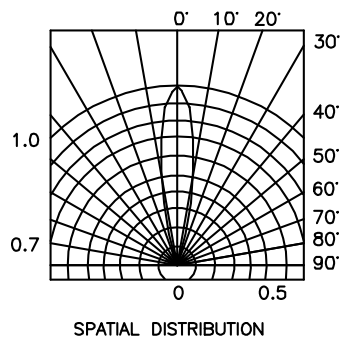
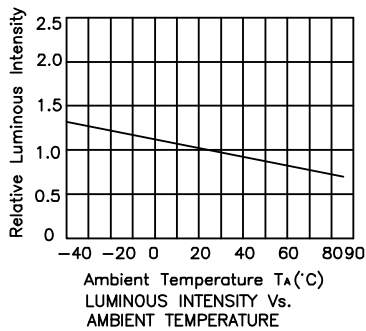
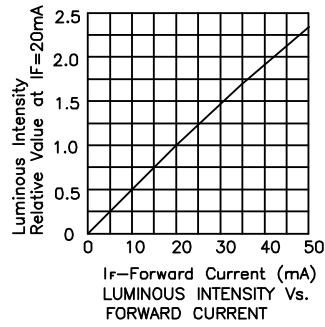
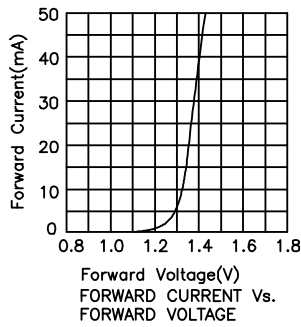
Item	Symbol	SF6	Units
Power dissipation	P _T	100	mW
Forward Current	I _F	50	mA
Peak Forward Current [1]	i _{FS}	1	A
Reverse Voltage	V _R	5	V
Operating Temperature	T _{opr}	-40°C To +85°C	
Storage Temperature	T _{stg}	-40°C To +85°C	
Lead Solder Temperature [2]		260°C For 3 Seconds	
Lead Solder Temperature [3]		260°C For 5 Seconds	

Notes:

1. 1/100 Duty Cycle, 10us Pulse Width.
2. 2mm below package base.
3. 5mm below package base.



L-7113SF6C



Remarks:

If special sorting is required (e.g. binning based on forward voltage or radiant intensity), the typical accuracy of the sorting process is as follows:

1. Radiant Intensity: +/-15%
2. Forward Voltage: +/-0.1V

Note: Accuracy may depend on the sorting parameters.