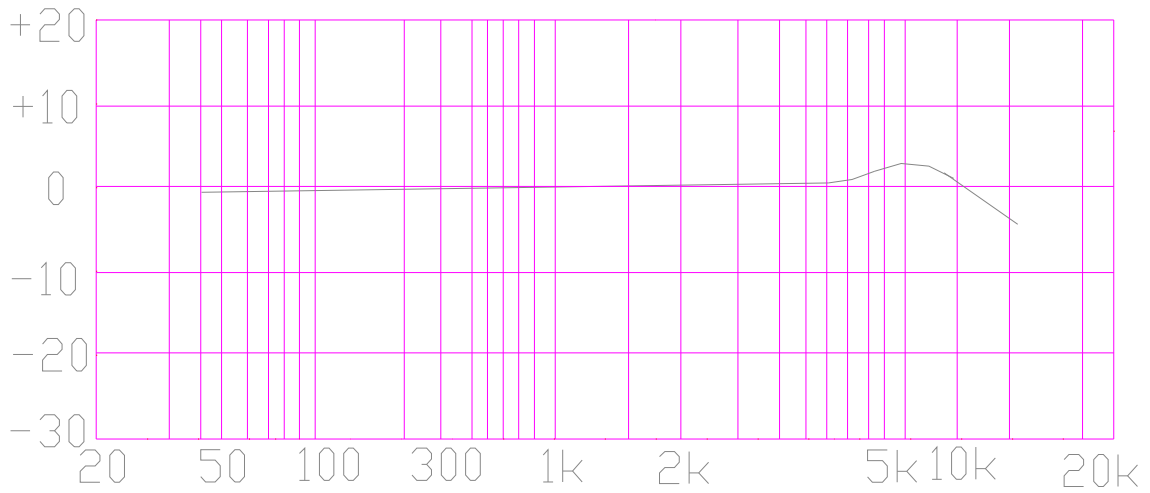


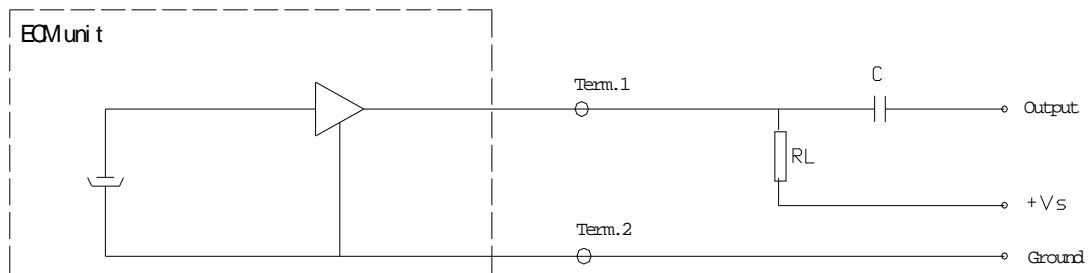
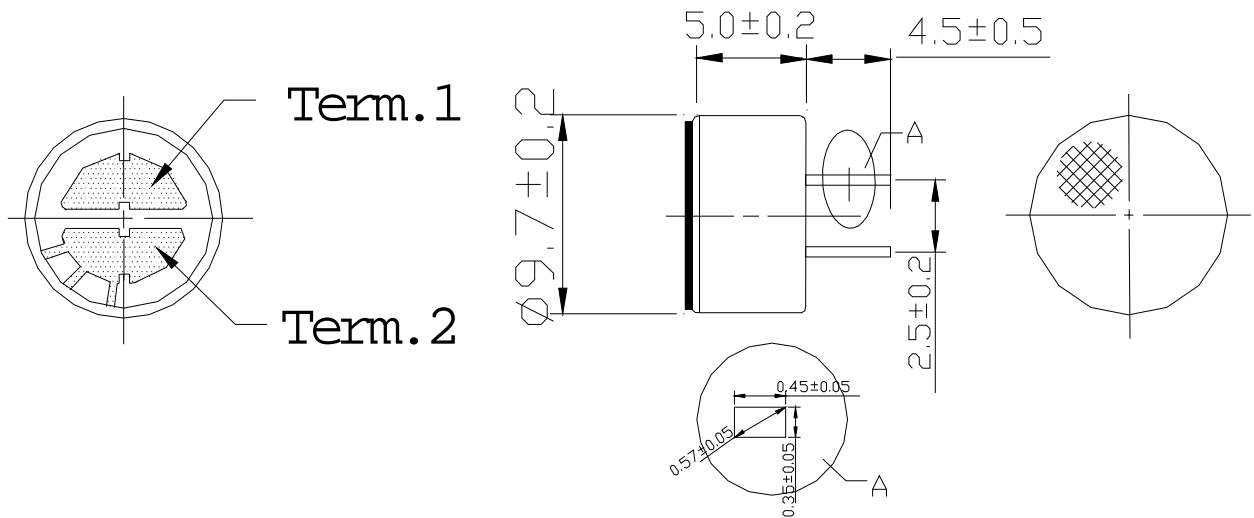
SPECIFICATION of LD-MC-0905P

No.	Item	Unit	Specification	Condition
1	Directivity		Omnidirectional	
2	Sensiivity	dB	-42±3dB	F=1KHz 0dB=1V/Pa
3	Standard operating voltage	V	3V	
4	Output impedance	Ω	2.2K	F=1KHz 1Pa
5	Max. operating voltage	V	10	
6	Sensitivity reduction	dB	-3	At 1.5V to 3.0V
7	Frequency	Hz	50~16000Hz	
8	Max.current consumption	mA	0.5	
9	Signal to noise ration	dB	60	F=1KHz 1Pa A weighted
10	Storage temp	°C	-20°C~+60°C	
11	Dimension	mm	Φ9.7×5.0	See appearance drawing
12	Material		AL	
13	Terminal		Pin Type	See appearance drawing

TYPICAL FREQUENCY RESPONSE CURVE



APPEARANCE DRAWING & MEASUREMENT CIRCUIT



MECHANICAL CHARACTERISTICS

NO.	item	Test condition	Evaluation standard
1	Soldering Heat Resistance	Soldering iron of $+330\pm 5$ should be placed on the terminal for 2 ± 0.5 seconds.	No interference in operation
2	Vibration Test	The part shall be measured after being applied vibration of amplitude of 1.5mm with 10to 55hz band of vibration frequency to each of 3per-pendicular directions for 2hours.	After any tests, the sensitivity to be within $\pm 3dB$.
3	Drop Test	The microphone unit without packaged must be subjected to each 3 drops at three axes from the height of 1 meter to 20mm thick wooden board.	

ENVIRONMENTAL TEST

NO.	Item	Test conditions	Evaluation standard
1	High temp.test	After being placed in a chamber at $+70$ for 72 hours.	After any tests, the sensitivity to be within $\pm 3dB$ of intial sensitivity after 6 hours of conditioning at $+25$
2	Low temp. test	After being placed in a chamber at -25 for 72 hours.	
3	Humidity test	After being placed in a chamber at $+60$ and $90\pm 5\%$ relative humidity for 240 hours.	
4	Temp.cycle test	<p>The part shall be subjected to 10 cycles.One cycle shall be consist of:</p>	

TEST CONDITION.

Standard Test Condition: a)Temperature: $+5\sim +35$ b)Humidity:45-85% c)Pressure:860-1060mbar

Judement Test Condition: a)Temperature: $+25\pm 5$ b)Humidity:60-70% c)Pressure:860-1060mbar