

Customer Information Sheet

DRAWING No.: M20-891XX05

SHEET 2 OF 2

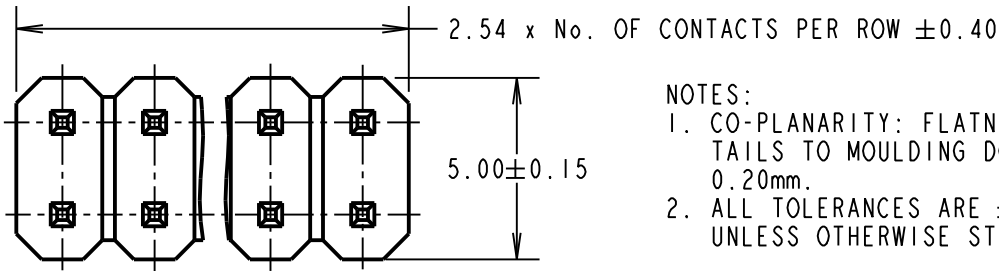
IF IN DOUBT - ASK

©

NOT TO SCALE

THIRD ANGLE PROJECTION

ALL DIMENSIONS IN mm



NOTES:

1. CO-PLANARITY: FLATNESS OF SMT TAILS TO MOULDING DOES NOT EXCEED 0.20mm.
2. ALL TOLERANCES ARE ± 0.25 mm, UNLESS OTHERWISE STATED.

SPECIFICATION:

MATERIAL:

MOULDING = PA9T UL94V-0, BLACK

CONTACT = BRASS

FINISH:

CONTACT = GOLD FLASH OVER NICKEL

ELECTRICAL:

CURRENT RATING = 3A

CONTACT RESISTANCE = 20m Ω MAX

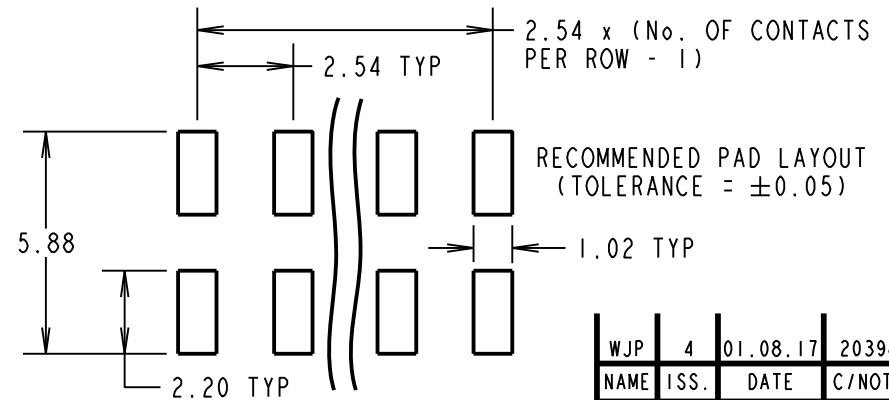
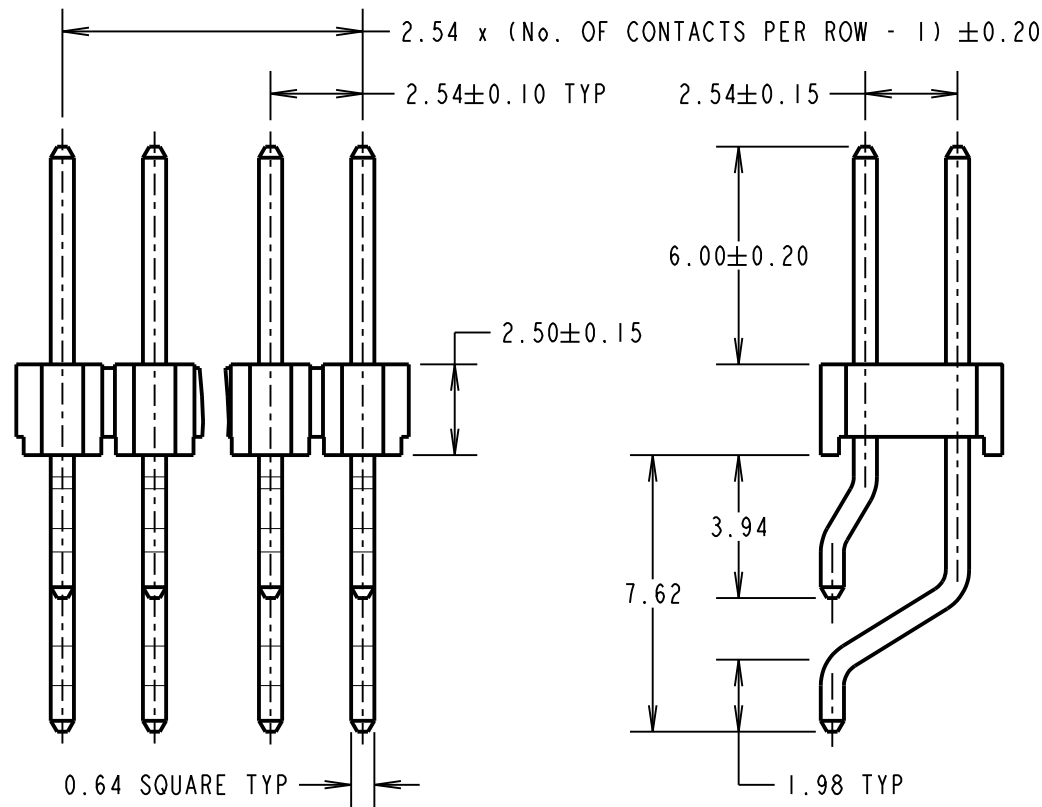
INSULATION RESISTANCE = 1000M Ω MIN

DIELECTRIC STRENGTH = 1000V AC FOR ONE MIN

ENVIRONMENTAL:

TEMPERATURE RANGE = -40°C TO +105°C

FOR COMPLETE SPECIFICATION, SEE COMPONENT SPECIFICATION COO1XX (LATEST ISSUE).



ORDER CODE:

M20-891XX05

No. OF CONTACTS PER ROW: _____
02 TO 20

WJP	4	01.08.17	20398
NAME	ISS.	DATE	C/NOTE
APPROVED: W. J. PRESTON			
CHECKED: M. PLESTED			
DRAWN: J. EVANS			
CUSTOMER REF.:			
ASSEMBLY DRG:			

HARWIN

www.harwin.com
technical@harwin.com

THIS DRAWING AND ANY INFORMATION OR DESCRIPTIVE MATTER SET OUT HEREON ARE CONFIDENTIAL AND COPYRIGHT PROPERTY OF THE HARWIN GROUP AND MUST NOT BE DISCLOSED, LOANED, COPIED OR USED FOR MANUFACTURING, TENDERING OR FOR ANY OTHER PURPOSE WITHOUT THEIR WRITTEN PERMISSION.

TOLERANCES
~~X = ± 1 mm~~
~~X.X = ± 0.50 mm~~
~~X.XX = ± 0.10 mm~~
~~X.XXX = ± 0.01 mm~~
 ANGLES = $\pm 5^\circ$
 UNLESS STATED

MATERIAL:

SEE ABOVE

FINISH: SEE ABOVE

S/AREA:

mm²

TITLE:

2.54mm PITCH DIL HORIZONTAL SMT PIN HEADER ASSEMBLY

DRAWING NUMBER:

M20-891XX05

SHT

2 OF 2

Mouser Electronics

Authorized Distributor

Click to View Pricing, Inventory, Delivery & Lifecycle Information:

[Harwin:](#)

[M20-8911305](#) [M20-8910905](#) [M20-8910505](#) [M20-8911705](#) [M20-8910305](#) [M20-8911505](#) [M20-8911105](#) [M20-8911905](#) [M20-8910705](#) [M20-8910605](#) [M20-8911805](#) [M20-8911005](#) [M20-8910205](#) [M20-8911405](#) [M20-8911205](#)
[M20-8910805](#) [M20-8910405](#) [M20-8911605](#) [M20-8912005](#)