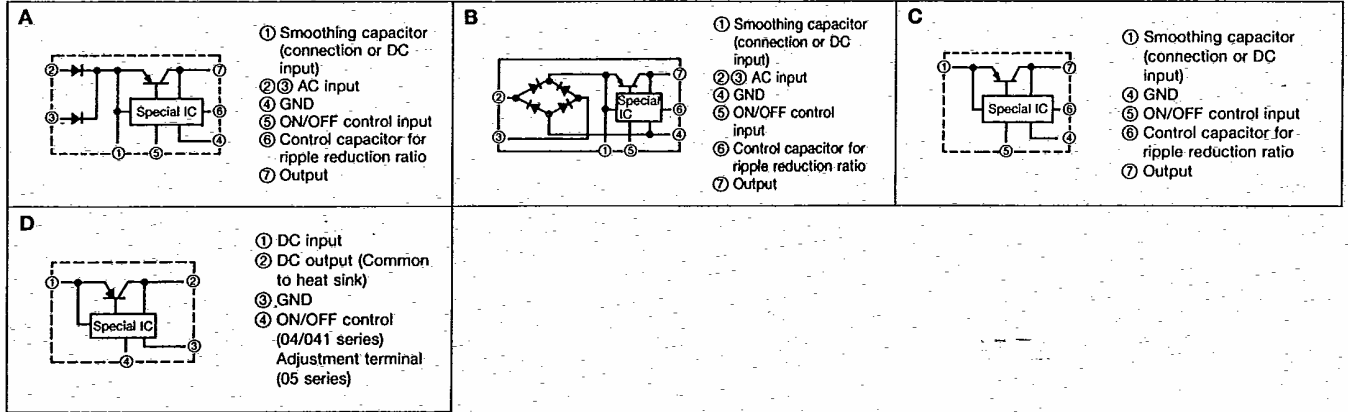


# MULTI-FUNCTIONAL REGULATOR MODULE

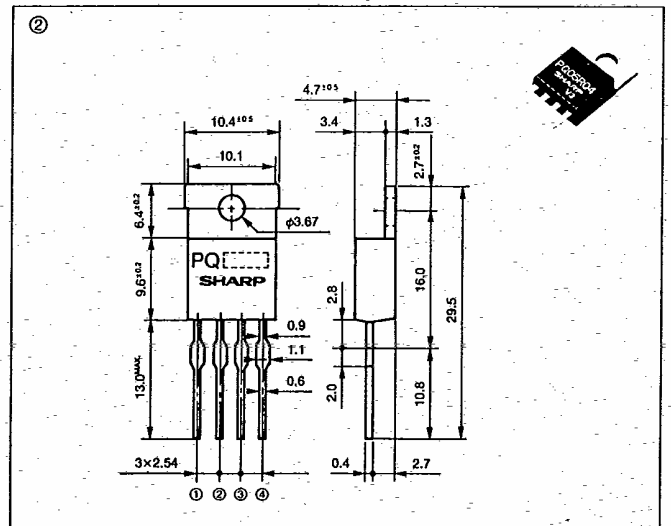
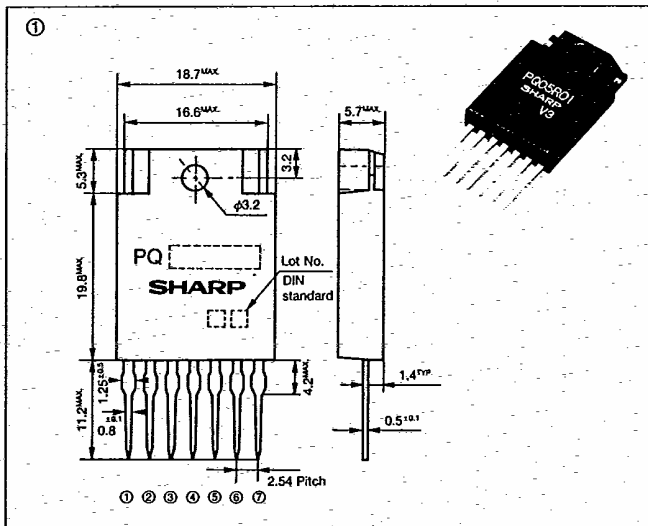
(Ta=25°C)

Model No.	Internal Connection Diagram	Outline Dimensions	Features	Absolute Maximum Ratings			Electrical Characteristics				
				DC Input Voltage V <sub>i</sub> (V)	Output Current I <sub>o</sub> (A)	Output Voltage V <sub>o</sub> (V) TYP.	Load Variation Ratio		Minimum Input-Output Voltage Difference		
							Reg L (%) TYP.	Conditions	V <sub>i,o</sub> (V) MAX.	Conditions	
PQ05R01	A	①	<ul style="list-style-type: none"> <li>• Built-in output voltage ON-OFF control circuit</li> <li>• Built-in overcurrent protection circuit</li> <li>• Built-in overheat compensation circuit</li> </ul>	Center-tap rectifier	31.0	1.0	5.1	0.1	I <sub>o</sub> =0.25~0.75A	0.5	V <sub>o</sub> =0.95V
PQ05R02	B	①		Bridge rectifier	31.0	1.0	5.1	0.1	I <sub>o</sub> =0.25~0.75A	0.5	V <sub>o</sub> =0.95V
PQ05R03	C	①		DC input	31.0	1.0	5.1	0.1	I <sub>o</sub> =0.25~0.75A	0.5	V <sub>o</sub> =0.95V
PQ09R01	A	①		Center-tap rectifier	31.0	1.0	9.1	0.1	I <sub>o</sub> =0.25~0.75A	0.5	V <sub>o</sub> =0.95V
PQ09R02	B	①		Bridge rectifier	31.0	1.0	9.1	0.1	I <sub>o</sub> =0.25~0.75A	0.5	V <sub>o</sub> =0.95V
PQ09R03	C	①		DC input	31.0	1.0	9.1	0.1	I <sub>o</sub> =0.25~0.75A	0.5	V <sub>o</sub> =0.95V
PQ12R01	A	①		Center-tap rectifier	31.0	1.0	12.1	0.1	I <sub>o</sub> =0.25~0.75A	0.5	V <sub>o</sub> =0.95V
PQ12R02	B	①		Bridge rectifier	31.0	1.0	12.1	0.1	I <sub>o</sub> =0.25~0.75A	0.5	V <sub>o</sub> =0.95V
PQ12R03	C	①		DC input	31.0	1.0	12.1	0.1	I <sub>o</sub> =0.25~0.75A	0.5	V <sub>o</sub> =0.95V
PQ05R04	D	②	<ul style="list-style-type: none"> <li>• Low-priced DC input type</li> <li>• Built-in output voltage ON-OFF control circuit</li> <li>• Built-in overcurrent protection circuit</li> <li>• Built-in overheat compensation circuit</li> </ul>		31.0	1.0	5.1	0.1	I <sub>o</sub> =0.25~0.75A	0.5	V <sub>o</sub> =0.95V
PQ09R04	D	②			31.0	1.0	9.1	0.1	I <sub>o</sub> =0.25~0.75A	0.5	V <sub>o</sub> =0.95V
PQ12R04	D	②			31.0	1.0	12.1	0.1	I <sub>o</sub> =0.25~0.75A	0.5	V <sub>o</sub> =0.95V
PQ05R041	D	②	<ul style="list-style-type: none"> <li>• High precision output voltage of PQ**R04 series (±2.5%)</li> <li>Note) ** shows 05, 09 or 12.</li> </ul>		31.0	1.0	5.0	0.1	I <sub>o</sub> =0.25~0.75A	0.5	V <sub>o</sub> =0.95V
PQ09R041	D	②			31.0	1.0	9.0	0.1	I <sub>o</sub> =0.25~0.75A	0.5	V <sub>o</sub> =0.95V
PQ12R041	D	②			31.0	1.0	12.0	0.1	I <sub>o</sub> =0.25~0.75A	0.5	V <sub>o</sub> =0.95V
PQ05R05	D	②	<ul style="list-style-type: none"> <li>• Type with output voltage minute adjustment terminal of PQ**R04 series</li> <li>Note) Output voltage ON-OFF control circuit is not included.</li> </ul>		31.0	1.0	5.1	0.1	I <sub>o</sub> =0.25~0.75A	0.5	V <sub>o</sub> =0.95V
PQ09R05	D	②			31.0	1.0	9.1	0.1	I <sub>o</sub> =0.25~0.75A	0.5	V <sub>o</sub> =0.95V
PQ12R05	D	②			31.0	1.0	12.1	0.1	I <sub>o</sub> =0.25~0.75A	0.5	V <sub>o</sub> =0.95V

## Internal Connection Diagrams



## Outline Dimensions



Unit: mm