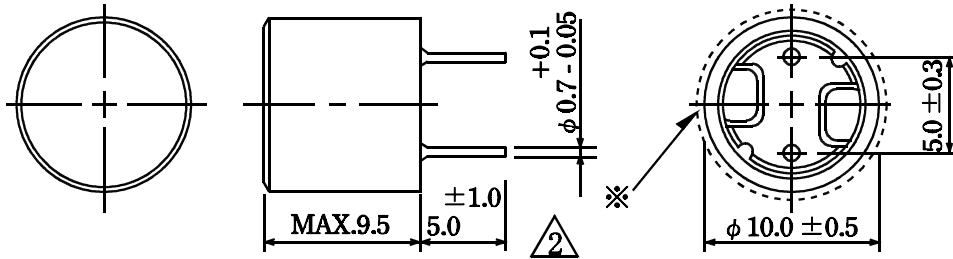


SPECIFICATION		
SUMIDA TYPE	R C P - 1 9 5 D	PART NO.

1 . DIMENSION (UNIT mm)

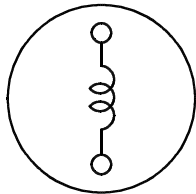


※ PLEASE KEEP ENOUGH SPACE WHEN DESIGN PC-BOARD FOR THIS PART.

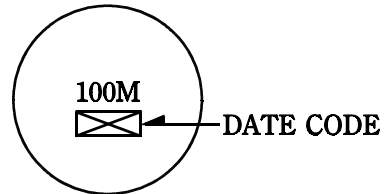
(REFERENCE SPACE:  $\phi$  12.0mm)

\* DIMENSION DOES NOT INCLUDE SOLDER USED ON COIL.

2 . CONNECTION (BOTTOM)



3 . STAMP (Ex.)



4 . NOTE

23rd, Sep., 1997			SUMIDA CODE	0778
CHK.	CHK.	DRG.	DRG. NO. 2/5  S-074-344	
SUNNY	Y. J. LIU	XIA W		

# GENERAL CHARACTERISTICS

TYPE

RCP-195D

1. EXTERNAL APPEARANCE : ON VISUAL INSPECTION THE COIL HAS NO EXTENAL DEFECTS.
2. TERMINAL STRENGTH : NO APPARENT AT 10N(1.02kgf) FOR 1 MINUTE. (PULL)
3. TERMINAL HEAT TEST : NO APPARENT AT  $270 \pm 5^{\circ}\text{C}$  FOR  $5 \pm 1$  SECONDS.
4. INSULATING RESISTANCE: OVER  $100\text{M}\Omega$  AT 100 V D.C. BETWEEN COIL-EXTERNAL PARTS.
5. DEELECTRIC STRENGTH : NO APPARENT AT 100 V D.C. FOR 1 MINUTE BETWEEN COIL-EXTERNAL PARTS.
6. INDUCTANCE TEMPERATURE COEFFICIENT : INITIAL VALUE  $\pm 25\%$  ( $-10 \sim +60^{\circ}\text{C}$ )
7. HUMIDITY TEST : INDUCTANCE DEVIATION WITHIN  $\pm 5.0\%$   
AFTER 96 HOURS IN 90~95%  
RELATIVE HUMIDITY AT  $40 \pm 2^{\circ}\text{C}$  AND 1 HOUR DRYING UNDER NORMAL  
CONDITION.
8. VIBRATION TEST : INDUCTANCE DEVIATION WITHIN  $\pm 3.0\%$   
AFTER VIBRATION FOR 1 HOUR. IN EACH OF THE THREE ORIENTATIONS AT  
SWEEP VIBRATION( $10 \sim 55 \sim 10\text{Hz}$ ) WITH 1.5mm PP AMPLITUDE.
9. SHOCK TEST : INDUCTANCE DEVIATION WITHIN  $\pm 3.0\%$   
TESTED IN EACH OF THE THREE ORIENTATIONS VERTICALLY FOR 1 TIME AT THE  
SHOCK ACCELERATION OF  $981\text{m/s}^2$  (100G), USING RUBBER BLOCK SHOCK TESTING  
MACHINE.

23rd, Sep., 1997

CHK.	CHK.	DRG.
SUNNY	Y. J. LIU	XIA W

DRG. NO.

3/5

S-074-344

# SPECIFICATION

TYPE  
RCP-195D

## ELECTRICAL CHARACTERISTICS

NO.	PART NO.	STAMP	INDUCTANCE <WITHIN> ※ 1	D. C. R <MAX. > (Ω) (at20°C)	RATED CURRENT		SUMIDA CODE
					(A) ※ 2	(A) ※ 3	
0 1	RCP195D-100	100M	10 μH ± 20%	0.03	1.3	2.3	-0689
0 2	RCP195D-120M	120M	12 μH ± 20%	0.03	1.2	2.2	-0690
0 3	RCP195D-150M	150M	15 μH ± 20%	0.03	1.0	2.1	-0701
0 4	RCP195D-180M	180M	18 μH ± 20%	0.04	0.92	2.0	-0712
0 5	RCP195D-220M	220M	22 μH ± 20%	0.04	0.85	1.9	-0723
0 6	RCP195D-270M	270M	27 μH ± 20%	0.04	0.77	1.8	-0734
0 7	RCP195D-330M	330M	33 μH ± 20%	0.05	0.73	1.5	-0745
0 8	RCP195D-390K	390K	39 μH ± 10%	0.06	0.66	1.4	-0756
0 9	RCP195D-470K	470K	47 μH ± 10%	0.08	0.61	1.3	-0767
1 0	RCP195D-560K	560K	56 μH ± 10%	0.08	0.59	1.2	-0778
1 1	RCP195D-680K	680K	68 μH ± 10%	0.09	0.54	1.1	-0789
1 2	RCP195D-820K	820K	82 μH ± 10%	0.10	0.49	1.0	-0791
1 3	RCP195D-101K	101K	100 μH ± 10%	0.11	0.44	0.90	-0802
1 4	RCP195D-121K	121K	120 μH ± 10%	0.12	0.41	0.86	-0813
1 5	RCP195D-151K	151K	150 μH ± 10%	0.14	0.38	0.83	-0824
1 6	RCP195D-181K	181K	180 μH ± 10%	0.17	0.35	0.77	-0835
1 7	RCP195D-221K	221K	220 μH ± 10%	0.20	0.31	0.74	-0846
1 8	RCP195D-271K	271K	270 μH ± 10%	0.25	0.28	0.63	-0857
1 9	RCP195D-331K	331K	330 μH ± 10%	0.34	0.25	0.54	-0868
2 0	RCP195D-391K	391K	390 μH ± 10%	0.38	0.23	0.50	-0879
2 1	RCP195D-471K	471K	470 μH ± 10%	0.43	0.21	0.47	-0880
2 2	RCP195D-561K	561K	560 μH ± 10%	0.57	0.19	0.41	-0891
2 3	RCP195D-681K	681K	680 μH ± 10%	0.66	0.17	0.38	-0902
2 4	RCP195D-821K	821K	820 μH ± 10%	0.87	0.16	0.33	-0913
2 5	RCP195D-102K	102K	1.0 mH ± 10%	0.99	0.13	0.29	-0924
2 6	RCP195D-122K	122K	1.2 mH ± 10%	1.16	0.12	0.27	-0935
2 7	RCP195D-152K	152K	1.5 mH ± 10%	1.35	0.11	0.26	-0946
2 8	RCP195D-182K	182K	1.8 mH ± 10%	1.78	0.10	0.23	-0957
2 9	RCP195D-222K	222K	2.2 mH ± 10%	2.04	91m	0.21	-0968
3 0	RCP195D-272K	272K	2.7 mH ± 10%	2.71	84m	0.18	-0979
3 1	RCP195D-332K	332K	3.3 mH ± 10%	3.18	83m	0.17	-0981
3 2	RCP195D-392K	392K	3.9 mH ± 10%	4.00	70m	0.15	-0992
3 3	RCP195D-472K	472K	4.7 mH ± 10%	4.53	62m	0.14	-1003
3 4	RCP195D-562K	562K	5.6 mH ± 10%	5.15	58m	0.13	-1014
3 5	RCP195D-682K	682K	6.8 mH ± 10%	7.39	52m	0.11	-1025
3 6	RCP195D-822K	822K	8.2 mH ± 10%	8.51	47m	99m	-1036

23rd, Sep., 1997

SUMIDA CODE	0778
-------------	------

CHK.	CHK.	DRG.		DRG. NO.	4/5
SUNNY	Y. J. LIU	XIA W		<b>S-074-344</b>	

