


Schottky Barrier Rectifier

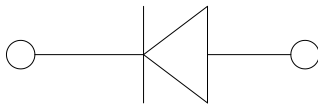


Features

- Guardring for overvoltage protection
- Low forward voltage drop, Low power losses
- High forward surge capability
- High frequency operation
- Solder dip 275 °C max. 7 s, per JESD 22-B106

Typical Applications

For use in low voltage high frequency inverters, freewheeling, DC/DC converters, and polarity protection applications.



Mechanical Data

- **Package:** DO-204AC(DO-15)
Molding compound meets UL 94 V-0 flammability rating, RoHS-compliant
- **Terminals:** Tin plated leads, solderable per J-STD-002 and JESD22-B102
- **Polarity:** Color band denotes the cathode end

■ Maximum Ratings (T_a=25°C Unless otherwise specified)

PARAMETER	SYMBOL	UNIT	SR240L	SR260L	SR2100L
Device marking code			SR240L	SR260L	SR2100L
Repetitive Peak Reverse Voltage	V _{RRM}	V	40	60	100
Average Rectified Output Current @60Hz sine wave, Resistance load, T _a (FIG.1)	I _O	A	2.0		
Forward Surge Current (Non-repetitive) @60Hz Half-sine wave, 1 cycle, T _a =25°C	I _{FSM}	A	35		
Storage Temperature	T _{stg}	°C	-55 ~+150		
Junction Temperature	T _j	°C	-55 ~+125	-55 ~+150	

■ Electrical Characteristics (T_a=25°C Unless otherwise specified)

PARAMETER	SYMBOL	UNIT	TEST CONDITIONS	SR240L	SR260L	SR2100L
Maximum instantaneous forward voltage drop per diode	V _F	V	I _{FM} =2.0A	0.45	0.48	0.75
Maximum DC reverse current at rated DC blocking voltage per diode	I _R	mA	T _a =25°C	0.2		
			T _a =100°C	20		
Typical junction capacitance ⁽¹⁾	C _j	pF		120	110	80

Note

(1) Typical junction capacitance measured at 1MHZ and applied reverse voltage of 4.0 V.D.C.



SR240L THRU SR2100L

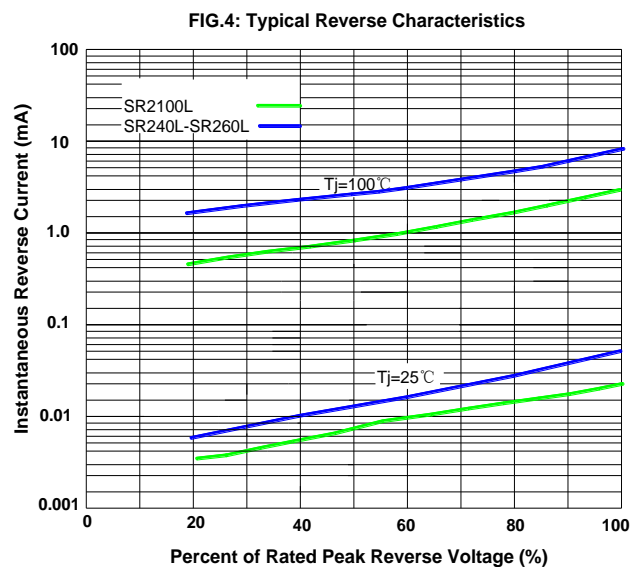
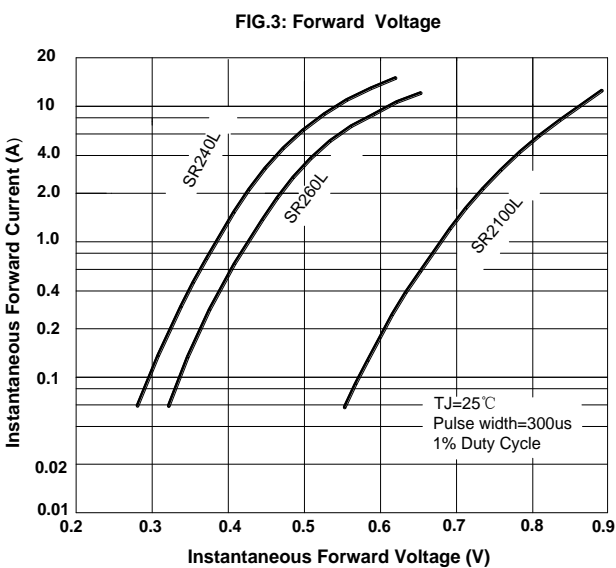
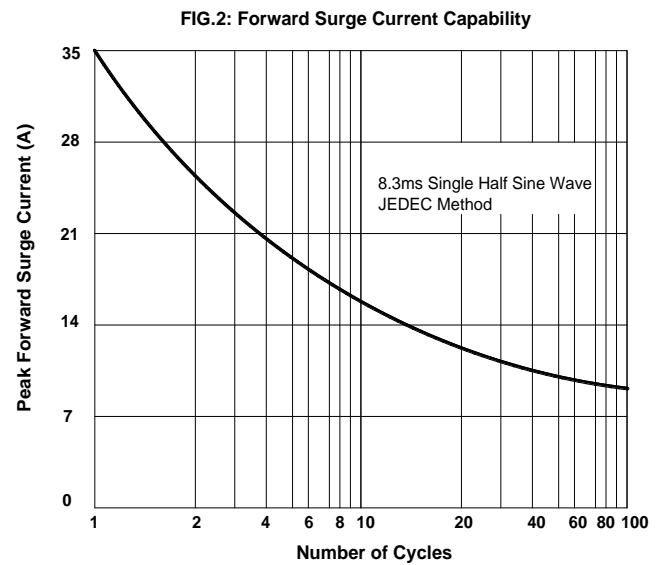
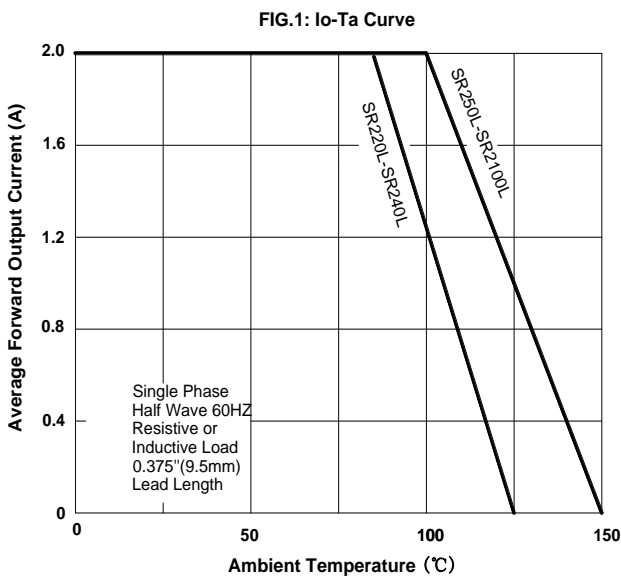
■ Thermal Characteristics ($T_a=25^\circ\text{C}$ Unless otherwise specified)

PARAMETER		SYMBOL	UNIT	SR240L	SR260L	SR2100L
Thermal Resistance	Junction to ambient	$R_{\theta J-A}$	$^\circ\text{C/W}$	45		

■ Ordering Information (Example)

PREFERRED P/N	PACKAGE CODE	UNIT WEIGHT(g)	MINIMUM PACKAGE(pcs)	INNER BOX QUANTITY(pcs)	OUTER CARTON QUANTITY(pcs)	DELIVERY MODE
SR240L~SR2100L	D1	Approximate 0.38	3000	3000	30000	Tape
SR240L~SR2100L	C1	Approximate 0.38	500	500	25000	Bulk

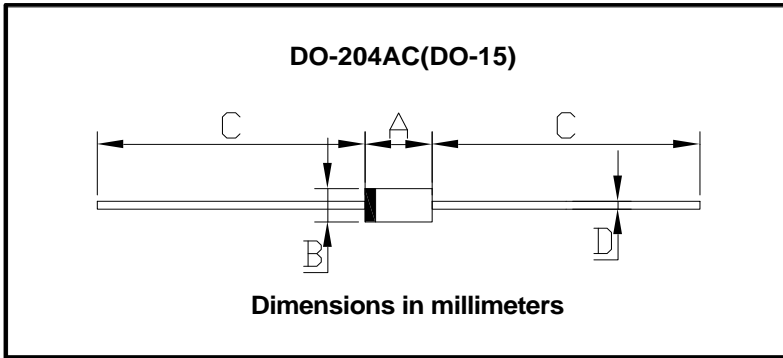
■ Characteristics (Typical)





SR240L THRU SR2100L

■ Outline Dimensions



DO-204AC(DO-15)		
Dim	Min	Max
A	5.80	7.60
B	2.60	3.60
C	25.4	/
D	0.70	0.90



SR240L THRU SR2100L

Disclaimer

The information presented in this document is for reference only. Yangzhou Yangjie Electronic Technology Co., Ltd. reserves the right to make changes without notice for the specification of the products displayed herein to improve reliability, function or design or otherwise.

The product listed herein is designed to be used with ordinary electronic equipment or devices, and not designed to be used with equipment or devices which require high level of reliability and the malfunction of which would directly endanger human life (such as medical instruments, transportation equipment, aerospace machinery, nuclear-reactor controllers, fuel controllers and other safety devices), Yangjie or anyone on its behalf, assumes no responsibility or liability for any damages resulting from such improper use of sale.

This publication supersedes & replaces all information previously supplied. For additional information, please visit our website [http:// www.21yangjie.com](http://www.21yangjie.com) , or consult your nearest Yangjie's sales office for further assistance.